


Quarterly Newsletter July 2014 to December 2014

Newsletter

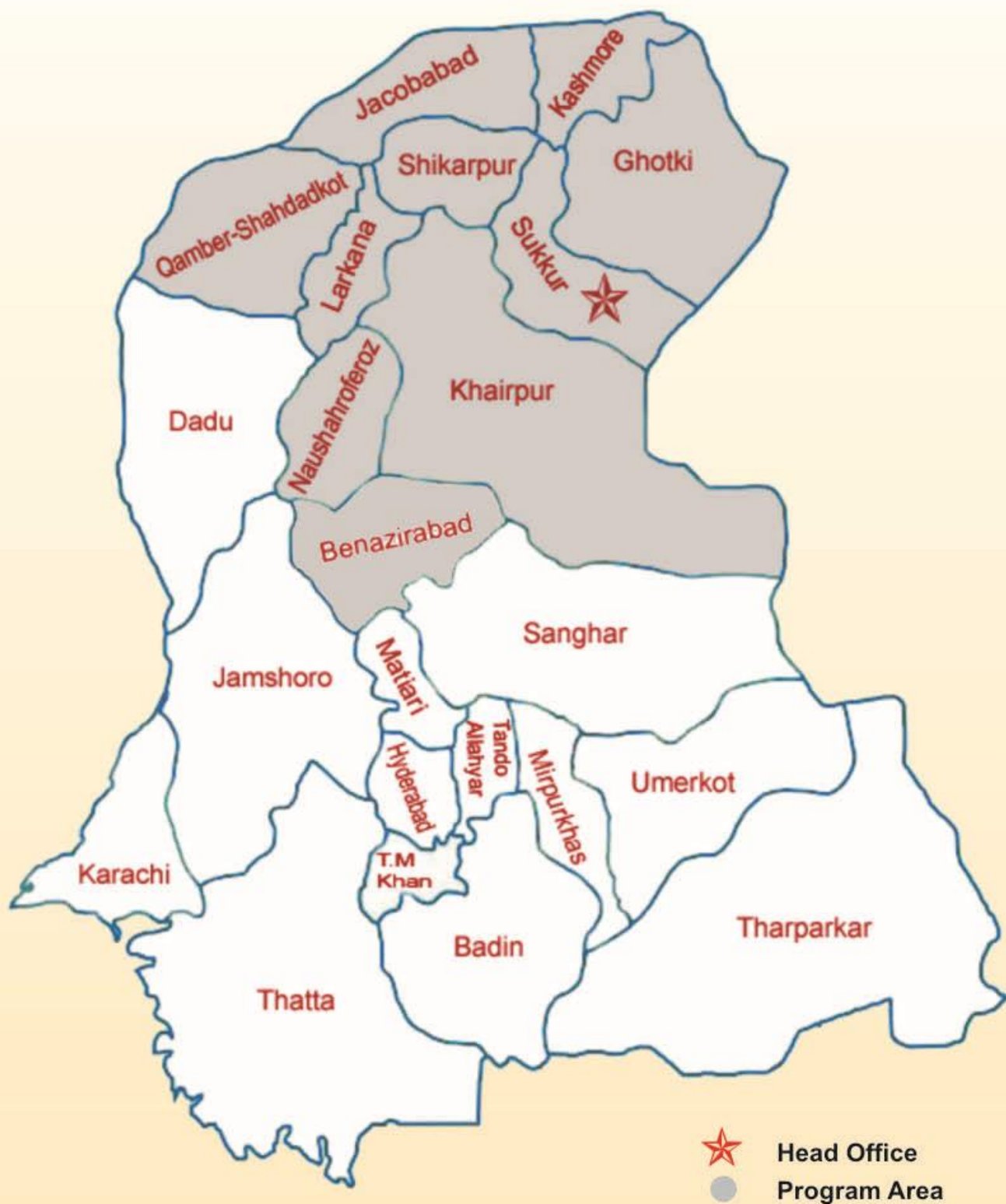
The Quarterly Newsletter for SRSO Outreach & Intervention



In This Issue

Monitoring Evaluation & Research Unit (MER-U)
SRSO Complex Near Taj Petrol Pump,
Shikarpur Road, Sukkur
www.srso.org.pk Feedback: info@srso.org.pk

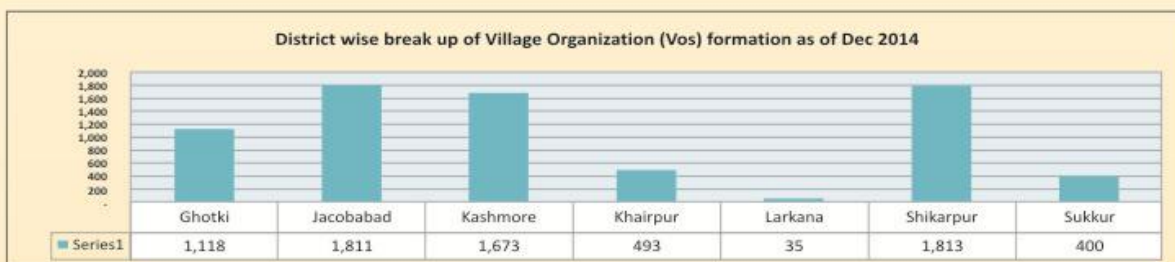
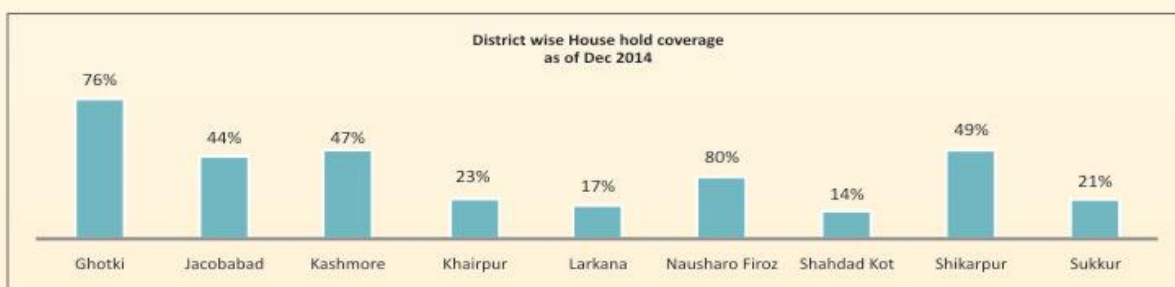
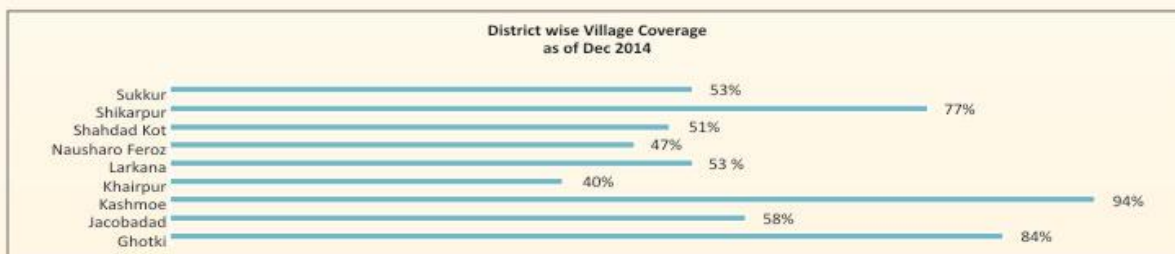

SRSO Operational Area	02
Cumulative Summary of	03
SRSO achievements as of July to Dec: 2014	04-10
Detail of SRSO achievements	10-11
Highlights to Two Quarter	

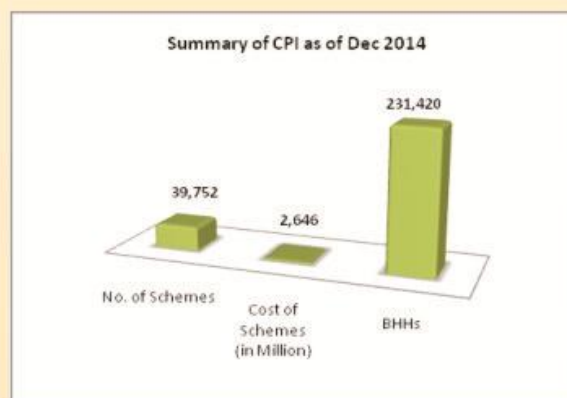
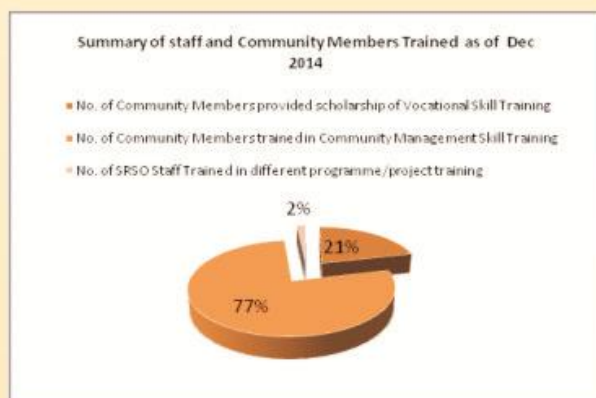
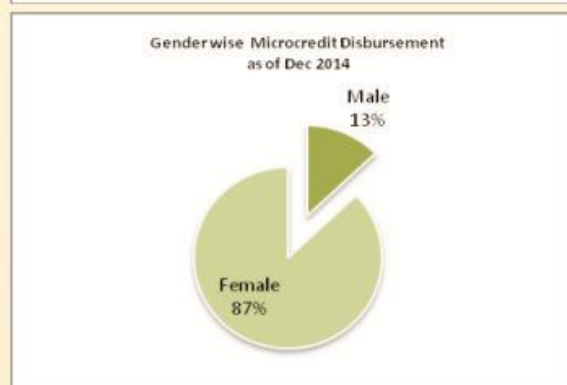
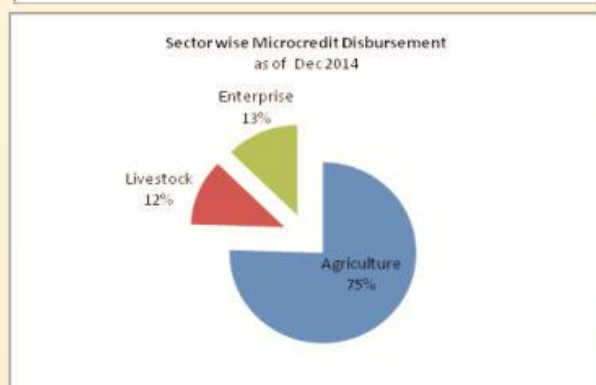
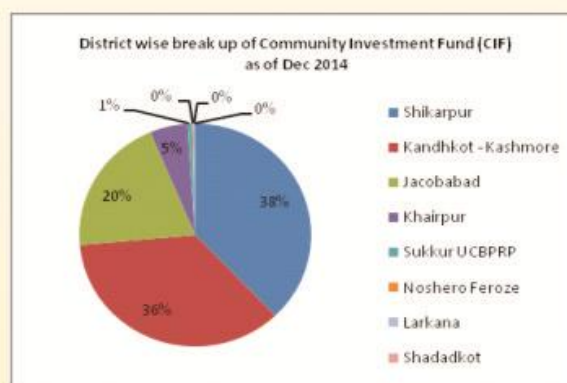
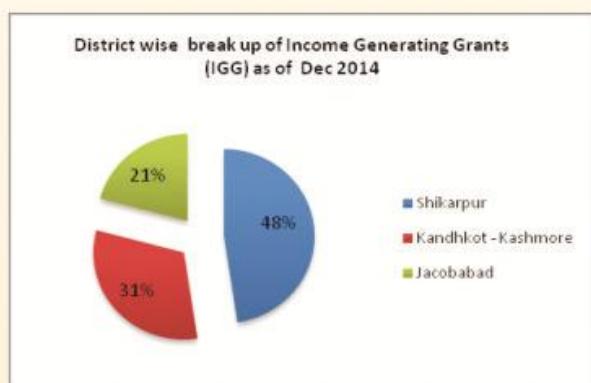


SRSO Cumulative Achievement as of December 2014

S.#	Key Performance Indicators		Achievement as of June- 2014	Achievement as of Sept-2014	Achievement as of Dec- 2014	% increase during Qtr
1	No. of Operational Districts		10	10	10	
2	No. of Union Councils with SRSO presence		375	375	378	1%
3	No. of Taluka with SRSO presence		48	48	48	
4	No. of villages with SRSO presence		12,503	12,540	12,614	1%
5	No. of Household Organized		591,984	593,234	594,699	0.2%
6	VO Formation		7,320	7,343	7,343	-
7	LSO Formation		127	128	128	-
8	CO- Formation	Female	34,658	34,729	34,819	0.3%
		Male	2,383	2,383	2,383	-
		Mix	40	40	40	-
		Total	37,081	37,152	37,242	0.2%
		Female	553,322	554,572	556,037	0.3%
9	CO- Membership	Male	38,662	38,662	38,662	-
		Total	591,984	593,234	594,699	0.2%
			110,586,926	110,586,926	110,586,926	
10	Community Saving		6,803,469	6,803,469	6,803,469	-
			117,390,395	117,390,395	117,390,395	
						-
11	Income Generating Grant (IGG) Amount Disbursed (in million)		82.93	82.93	82.93	-
12	No. of IGG Beneficiaries		7,608	7,608	7,608	-
13	Community Investment Fund (CIF) amount disbursed (in Millions)		1,047.54	1,059.08	1,059.08	-
14	No. of CIF Beneficiaries		100,704	101,383	101,383	
15	Total amount of Microcredit disbursed (in Millions)		5,781.28	5,923.41	6,147.85	4%
16	No. of Beneficiaries of Micro Credit Programme		351,210	357,505	367,801	3%
17	No of Community members trained in vocational skill Training		53,023	53,023	53,323	1%
18	No of Community members trained		245,664	246,718	248,312	1%
19	Community Members trained as TBAs		4,777	4,777	4,777	-
20	Micro Health Insurance (Clients)		304,316	322,227	341,310	3%
21	Community Members Insured in Micro Health Insurance (Head Count)		618,285	619,095	619,197	0.02%
22	No. of Community Physical Infrastructure (CPIs)		39,606	39,741	39,752	0.03%
23	Total amount of CPIs (in Millions)		2,596	2,619	2,646	1%
24	Total Beneficiary Households		230,592	231,315	231,420	0.05%

* The outreach Progress include all core, projects and microcredit programme





Sr.#	District	Union Council Coverage					
		Total No. of UCs in the District	# of SRSO intervened UCs as of June, 2014	# of SRSO intervened UCs as of Sept, 2014	# of SRSO intervened UCs as of Dec, 2014	% increase during Qtr	% of total UC coverage as of Dec, 2014
1	Ghotki	40	37	37	37	-	93%
2	Jacobabad	40	29	29	29	-	73%
3	Kashmore	37	37	37	37	-	100%
4	Khairpur	76	50	50	50	-	66%
5	Larkana	44	38	38	38	-	86%
6	Naushahro Feroz	51	38	38	41	8%	80%
7	Shahdad Kot	40	34	34	34	-	85%
8	Shikarpur	50	50	50	50	-	100%
9	Sukkur	46	26	26	26	-	57%
10	Nawab Shah	51	36	36	36	-	71%
TOTAL		475	375	375	378	1%	80%

Village Coverage							
Sr.#	District	Total No. Of villages in SRSO UCs	# of SRSO intervened village as of June, 2014	# of SRSO intervened village as of Sept, 2014	# of SRSO intervened village as of Dec, 2014	% increase during Qtr	% of Village coverage
1	Ghotki	2,464	2,080	2,080	2,080	-	84%
2	Jacobabad	3,110	1,811	1,811	1,811	-	58%
3	Kashmore	1,786	1,673	1,673	1,673	-	94%
4	Khairpur	3,254	1,296	1,296	1,296	-	40%
5	Larkana	1,590	842	842	842	-	53%
6	Naushahro Feroz	2,192	940	954	1,028	8%	47%
7	Shahdad Kot	1,561	793	793	793	-	51%
8	Shikarpur	2,414	1,848	1,848	1,848	-	77%
9	Sukkur	1,664	858	881	881	-	53%
10	Nawab shah	4,104	362	362	362	-	9%
TOTAL		20,035	12,503	12,540	12,614	0.6%	52%

Sr.#	District	Household Coverage					
		Total No. of HHs in SRSO Districts	# of HHs Organized as of June, 2014	# of HHs Organized as of Sept, 2014	# of HHs Organized as of Dec, 2014	% increase during Qtr	% of Household coverage
1	Ghotki	159,314	120,767	120,767	120,767	-	76%
2	Jacobabad	191,633	84,893	84,893	84,893	-	44%
3	Kashmore	170,421	80,345	80,345	80,345	-	47%
4	Khairpur	305,137	68,694	68,694	68,694	-	23%
5	Larkana	217,208	37,589	37,589	37,589	-	17%
6	Naushahro Feroz	219,772	31,317	31,651	33,873	4%	15%
7	Shahdad Kot	211,612	29,475	29,475	29,475	-	14%
8	Shikarpur	210,530	102,306	102,306	102,306	-	49%
9	Sukkur	183,500	36,598	37,514	37,757	1%	21%
TOTAL		1,869,127 *	591,984	593,234	594,699	0.2%	32%

Sr.#	District	Community Institutions at Grassroots Level			
		Total Number of COs (Male + Female Mix) as of June 14	Total Number of COs (Male + Female Mix) as of Sept 14	Total Number of COs (Male + Female Mix) as of Dec 14	% increase during Qtr
1	Ghotki	6,961	6,961	6,961	-
2	Jacobabad	5,074	5,074	5,074	-
3	Kashmore	4,710	4,710	4,710	-
4	Khairpur	4,110	4,110	4,110	-
5	Larkana	3,605	3,605	3,605	-
6	Naushahro Feroz	1,925	1,944	2,017	4%
7	Shahdad Kot	2,221	2,221	2,221	-
8	Shikarpur	5,846	5,846	5,846	-
9	Sukkur	2,629	2,681	2,698	1%
TOTAL		37,081	37,152	37,242	0.2%

Sr.#	District	Community Institutions at Village and Union Council Level							
		Total No. of VOs formed as of June, 14	Total No. of VOs formed as of Sept, 14	Total No. of VOs formed as of Dec, 14	% increase during Qtr	Total No. of LSOs Formed as of Jun, 14	Total No. of LSOs Formed as of Sept, 14	Total No. of LSOs Formed as of Dec, 14	% increase during Qtr
1	Ghotki	1,118	1,118	1,118	-	12	12	12	-
2	Jacobabad	1,811	1,811	1,811	-	26	26	26	-
3	Kashmore	1,673	1,673	1,673	-	29	29	29	-
4	Khairpur	493	493	493	-	18	18	18	-
5	Larkana	35	35	35	-	-	-	-	-
8	Shikarpur	1,813	1,813	1,813	-	37	37	37	-
9	Sukkur	377	400	400	-	5	6	6	-
TOTAL		7,320	7,343	7,343	0%	127	128	128	-

Sr.#	District	Community Saving			
		Community Saving as of June 2014	Community Saving as of Sept 2014	Community Saving as of Dec 2014	% increase during Qtr
1	Ghotki	15,366,380	15,366,380	15,366,380	-
2	Jacobabad	18,268,029	18,268,029	18,268,029	-
3	Kashmore	28,620,970	28,620,970	28,620,970	-
4	Khairpur	4,526,627	4,526,627	4,526,627	-
5	Larkana	2,237,977	2,237,977	2,237,977	-
6	Naushahro Feroz	3,108,256	3,108,256	3,108,256	-
7	Shahdad Kot	2,350,005	2,350,005	2,350,005	-
8	Shikarpur	37,577,505	37,577,505	37,577,505	-
9	Sukkur	5,334,646	5,334,646	5,334,646	-
TOTAL		117,390,395	117,390,395	117,390,395	-

Income Generating Grants (IGG)					
S.no	Districts	Amount disbursed as of June 2014	Amount disbursed as of Sept 2014	Amount disbursed as of Dec 2014	% increase during Qtr
1	Shikarpur	39,501,538	39,501,538	39,501,538	-
	Women Beneficiaries	3,717	3,717	3,717	-
2	Kashmore	26,126,062	26,126,062	26,126,062	-
	Women Beneficiaries	2,543	2,543	2,543	-
3	Jacobabad	17,307,500	17,307,500	17,307,500	-
	Women Beneficiaries	1,348	1,348	1,348	-
4	Total IGG Disbursed (In Rs.)	82,935,100	82,935,100	82,935,100	-
	Women Beneficiaries	7,608	7,608	7,608	-

Community Investment Fund (CIF)					
S. No	Districts	Amount disbursed as of Jun 2014	Amount disbursed as of Sept 2014	Amount disbursed as of Dec 2014	% increase during Qtr
1	Shikarpur	396,506,375	396,506,375	396,506,375	-
	Women Beneficiaries	40,239	40,239	40,239	-
2	Kashmore	374,065,884	374,065,884	374,065,884	-
	Women Beneficiaries	35,863	35,863	35,863	-
3	Jacobabad	210,568,000	220,867,000	220,867,000	-
	Women Beneficiaries	17,456	18,052	18,052	-
4	Khairpur	55,198,000	56,439,000	56,439,000	-
	Women Beneficiaries	5,961	6,044	6,044	-
5	Sukkur UCBPRP	7,047,000	7,047,000	7,047,000	-
	Women Beneficiaries	513	513	513	-
6	Noshero Feroze	18,50,000	18,50,000	18,50,000	-
	Women Beneficiaries	370	370	370	-
7	Larkana	1,978,000	1,978,000	1,978,000	-
	Women Beneficiaries	236	236	236	-
8	Shahdadkot	330,000	330,000	330,000	-
	Women Beneficiaries	66	66	66	-
9	Total CIF Disbursed	1,047,543,259	1,059,083,259	1,059,083,259	-
	Women Beneficiaries	100,704	101,383	101,383	-

Rural Credit & Enterprise Development (RCED)					
S.no	Districts	Amount disbursed as of Jun 2014	Amount disbursed as of Sept 2014	Amount disbursed as of Dec 2014	% increase during Qtr
1	Total Amount of Micro Credit Disbursement	5,781.28	5,923.41	6,147.850	4%
	Men	670.655	729.537	772.959	6%
	Women	5,110.633	5,193.873	5,374.890	3%
2	No. of Loans	351,210	357,505	367,801	3%
	Male	45,299	47,321	48,922	3%
	Female	305,911	310,184	318,879	3%
3	Sectoral Disbursement	5,781.28	5,923.41	6,147.850	4%
	Agriculture	4,508.602	4,514.229	4,641.457	3%
	Livestock	729.091	729.091	729.091	-
	Enterprise	543.595	860.090	777.301	14%

S.#	Community Physical Infrastructure (CPIs)	Achievement as of Dec 2014		
		No. of Schemes	Cost of Schemes (in Millions)	BHHs
	Total Number of CPI Schemes	39,752	2,646	231,420
1	Housing	13,450	1356.30	13,450
2	Sanitation	15,952	196.89	86,995
3	Street Pavement & Sanitation	43	207.52	8,357
4	Drinking Water Supply Schemes (DWSS)	9,517	344.00	47,727
5	Low Cost Village Improvement Schemes (LCVI)	72	127.09	7,248
6	Communication	332	181.69	24,523
7	Irrigation	412	173.26	9,886
8	IAUP	1	2.09	75
9	Water Filter Plants by GoS	40	23.58	28,570
10	Street Lighting on solar system	5	5.00	301
11	Schools Renovation/Construction	28	29.00	4,288

* CPI figures include all core, relief and recovery projects

Micro Health Insurance (MHI)					
Sr.#	Key Performance Indicator	Achievement as of Jun-2014	Achievement as of Sept-2014	Achievement as of Dec-2014	% increase during Qtr
1	No. of Community Members provided Micro Health Insurance Cover	304,316	322,227	341,310	3%
2	No. of Community Members Treated through MHI	7,038	7,127	7,199	1%
	Men	2,740	2,740	2,740	-
	Women	4,298	4,387	4,459	2%
3	Amount of claims availed by Community	90,789,198	91,363,959	92,695,326	1%

Human Resource Development (HRD)					
Sr.#	Key Performance Indicator	Achievement as of Jun-2014	Achievement as of Sept-2014	Achievement as of Dec-2014	% increase during Qtr
1	No. of Community Members provided scholarship for Vocational Skill Training	53,023	53,023	53,323	1%
2	No. of Community Members trained in Community Management Skill Training	192,641	193,695	194,989	1%
3	No. of SRSO Staff Trained in different programme/project training	4,127	4,166	4,281	3%

SRSO Highlight of the Two Quarters (July 2014 to Dec 2014)

- A delegation comprised of officials from World Bank and PPAF have visited the SRSO's operational areas of Districts Shikarpur and Jacobabad. Interacted with rural women and discussed the rural development and role of rural women for this great cause. The delegation has applauded the efforts of women and the programmes which SRSO have started in those rural areas.
- A delegation from USAID have also visited the various sectors of SRSO at newly constructed SRSO complex, they (USAID officials) admired the gigantic efforts and enormous support extended in rural areas for poverty reduction.
- Under SRSO-Brooke equine welfare project, in October 2014 world animal day was celebrated at village Chukhra in District Shikarpur. In this programme the equine owners have participated along with their animals. A walk was also arranged in order to create the masses awareness with respect to the animal rights.
- SRSO have organized and celebrated the Independence Day on 14-Aug-14 at cluster school Garhi Sahib Khan in which students has passionately participated. During the celebration all participants have highlighted the importance of this day in our lives and students have presented various sorts of performances (tableos, speeches, and quiz) in which focused the 14th August through different items.

- Wage Cheques Distribution ceremony was also arranged on 28-Aug-2014 at district office Mirpur Mathelo. Mr. Shafique Ahmad Kalhoro DEO-Sports have participated in the event. He distributed the wage cheques along with certificates among the trained people. During the ceremony Mr. Shafique have put light on the efforts of SRSO and training which was provided to the siblings of rural poor masses.
- SRSO-RSPN communally organized a workshop for newly initiated CRFS project on 26-Sep-2014 at district office Ghotki @ Mirpur Mathelo. In this workshop the all relevant stakeholders have participated. During the workshop the participants were oriented regarding the project objectives, its duration and major activities and the outcomes in context of child protection.
- In November-2014 SRSO have organized IGG distribution ceremony under CRFS project in district Ghotki. The provincial secretary-SWD and Deputy Commissioner Ghotki were the honorable participants in the ceremony. They distributed the IGG cheques in women and shared their opinions about SRSO and its projects. They both have credited the SRSO child-focused programs.
- The World Bank mission have visited the district Ghotki in the month of November-2014 and conducted detailed meeting with LSO Ali Bagh and interacted with the beneficiaries of cross breed heifers and other CIG members on their efforts and outputs obtained through LEP-II project.
- In the same month of November-2014, a DFID delegation have visited the district Ghotki where they conducted meeting with LSO Bhetoor and made formal interaction with Heifer owners who received assets under LEP-II project. The delegation has applauded the cross breed initiative and willingness, of rural women for genuine cause of poverty reduction. They commented that the efforts of women are simply splendid which created a firm foundation to fight against poverty.
- Under ODF component of PPAF-PPL Project, Health & Hygiene sessions have been organized in various villages in which the community members were made fully aware about the importance of ODF environment and detail of diseases caused by open defecations in villages. The villagers were urged to adopt the open defecation free approach which makes a clean & healthy environment.
- A two days program of staff orientation jointly organized by SRSO-RSPN under HSSP project in district Kashmore-Kandhkot. In this orientation, the project staff was oriented about the registration procedure of 0-23 months of age children and pregnant women in district Kashmore-Kandhkot.
- A coordination meeting has been organized by SRSO-HSSP project team with district health department, national EPI program district Government. The meeting was aimed to share the initial progress made under the HSSP with the health department. Also shared the information/data of 37,353 (0-23 months of age) children and 10,583 pregnant women with stakeholders.
- SRSO-Social Sector Services Team have organized and celebrated the Quaid-e-Azam day at Cluster school Bahadur Khoso. More than 200 students from various surrounded schools have participated in the event and took part in debate competitions. All the participants have presented the marvelous tributes to their beloved leader and highlighted the remarkable efforts of Quaid-e-Azam in the struggle of Pakistan's Independence.
- In district Jacobabad, the second event of Heifer distribution has been organized in UC Garhi Chand on 22-Aug-2014. Under the UCBPRP-CIF component a total of 40 women have received the 20 heifers from SRSO. The poor women have been found very happy and optimistic to take good care of their cross breed animals at household level.

SNAPSHOT



Mr. Shoaib Sultan Khan (Chairman-SRSO) having meeting with SRSO staff at Head Office, Sukkur



USAID Delegation along with CEO-SRSO visiting the SRSO Display centre of rural crafts at Head Office Complex, Sukkur



World Bank Team Mr. Imtiaz Alvi and Ms. Saleha Waqar LSO Network meeting at Madd Khoso, District Shikarpur



Assistant Director (Primary schools) & CEO-SRSO awarding prizes to students of Cluster School Sahib Khan on the occasion of 14th August celebration



Ms. Nafisa Shah (MNA) visiting the handicraft stall established by SRSO -CED sector on the 6th Date Festival in District Khairpur



Mr. Aijaz Shaikh from DMU-SGRPP having meeting with community regarding UCBPRP activities in Jacobabad



The participants showing firm determination after the concluding of Inception Workshop held at Shikarpur under HelpAge Project



World Animal day celebrated under equine welfare project at sukkur.