




Quarterly Newsletter Oct 2012 - March 2013

Newsletter

The Quarterly Newsletter for SRSO Outreach & Interventions

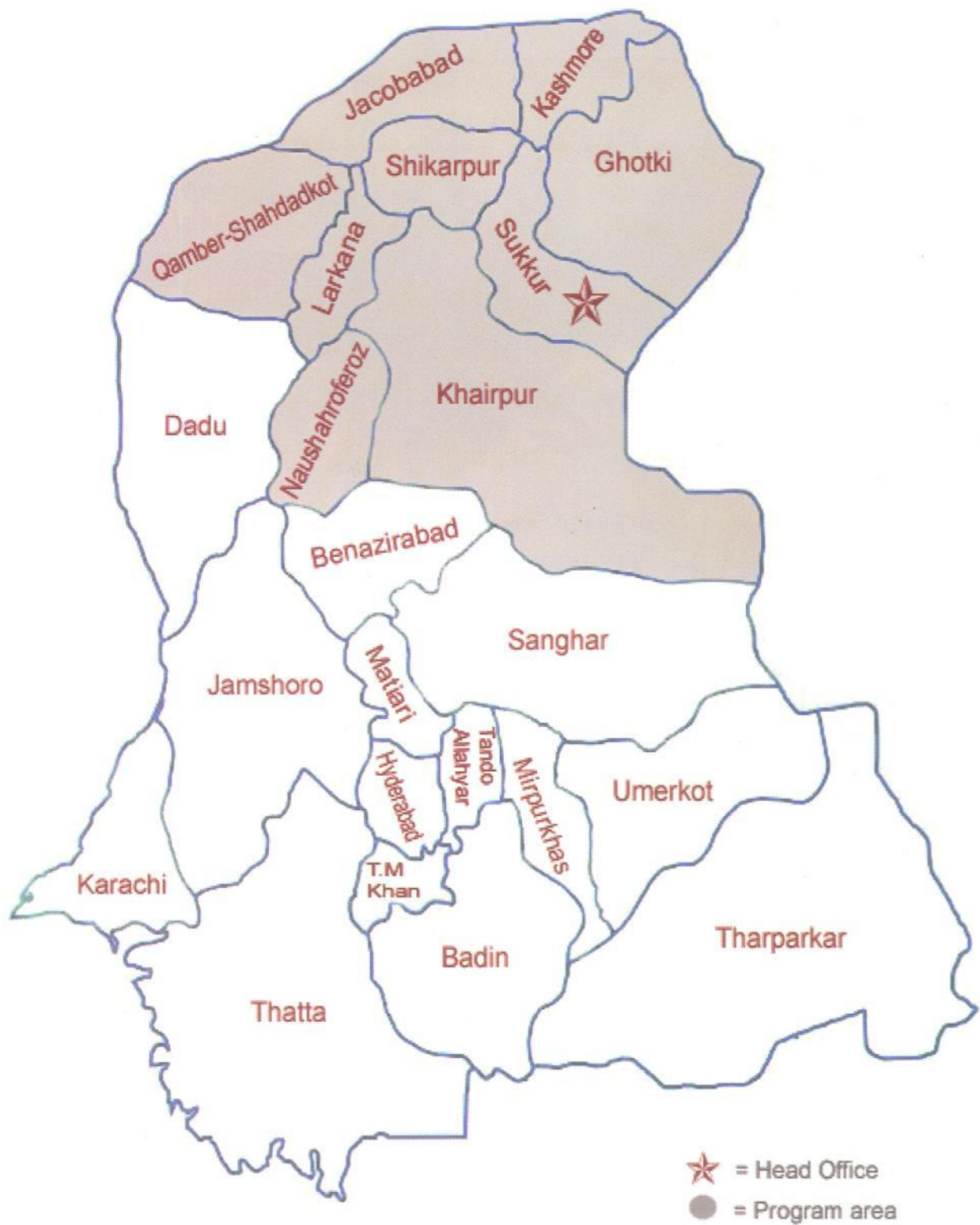


Monitoring Evaluation & Research Unit (MER-U)
A-42, Sindhi Muslim Society, Airport Road, Sukkur.
Ph# 071-5633516, 5631625 Fax# 071-5631791
web: www.srso.org.pk feedback: info@srso.org.pk

Inside...

SRSO Operational Area	02
Cumulative summary of SRSO achievements as of March 2013	03
Detail of SRSO achievements	04-10
Highlights of Two Quarter	11

Sindh Rural Support Organization (SRSO) Operational Area




SRSO Cumulative Achievement as of March 2013

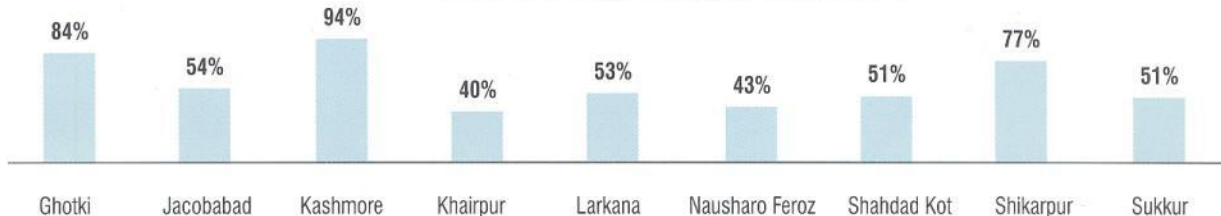
S.#	Key Performance Indicators	Achievement as of Sept-2012	Achievement as of Dec-2012	Achievement as of Mar-2013	% increase during Qtr
1	No. of Operational Districts	9	9	9	-
2	No. of Union Councils with SRSO presence	338	338	338	-
3	No. of Taluka with SRSO presence	44	44	44	-
4	No. of villages with SRSO presence	12,114	12,139	12,139	-
5	No. of Household Organized	582,453	590,991	591,660	0.1%
6	VO Formation	7,001	7,195	7,320	2%
7	LSO Formation	84	84	88	9%
8	CO- Formation	33,100	34,598	34,638	0.1%
		2,330	2,383	2,383	-
		40	40	40	-
		35,740	37,021	37,061	0.1%
9	CO-Membership	538,754	552,329	552,998	0.1%
		38,108	38,662	38,662	-
		576,862	590,991	591,660	0.1%
10	Community Saving	105,828,026	108,136,140	109,509,036	1%
		6,803,469	6,803,469	6,803,469	-
		112,677,925	114,986,039	116,358,935	1%
11	Income Generating Grant (IGG) Amount Disbursed in million	82.93	82.93	82.93	-
12	No. of IGG Beneficiaries	7,608	7,608	7,608	-
13	Community Investment Fund (CIF) amount disbursed in Millions	938.42	938.42	938.42	-
14	No. of CIF Beneficiaries	94,183	94,183	94,183	-
15	Total amount of Microcredit disbursed (in Millions)	2,864.71	3,162.50	3,400.95	8%
16	No. of Beneficiaries of Micro Credit Programme	191,235	207,941	221,181	6%
17	No of Community members trained in vocational skill Training	38,478	42,217	44,805	6%
18	No of Community members trained	205,491	211,229	222,598	5%
19	Community Members trained as TBAs	4,765	4,777	4,777	-
20	Micro Health Insurance (Clients)	216,226	216,391	226,501	5%
21	Community Members Insured in Micro Health Insurance (Head Count)	614,276	615,386	615,386	-
22	No. of Community Physical Infrastructure (CPIs)	39,547	39,547	39,555	0.02%
23	Total amount of CPIs in Millions	2,559	2,559	2,567	0.3%
24	Total Beneficiary Households	226,202	226,202	227,005	0.4%

* The outreach Progress include all core, projects and microcredit programme

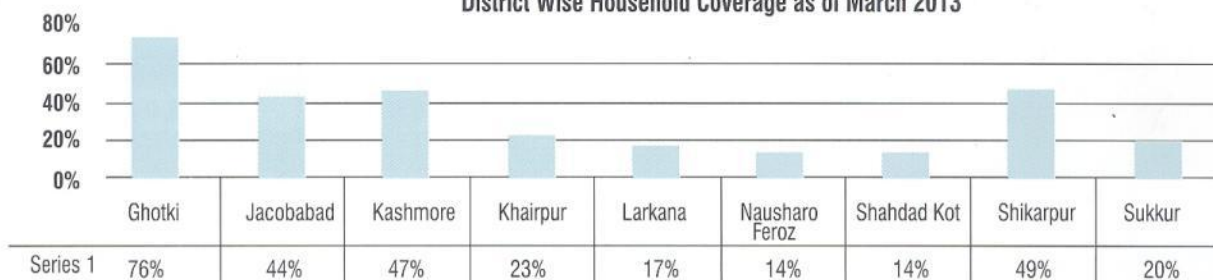
District Wise Union Council Coverage as of March 2013




District Wise Village Coverage as of March 2013



District Wise Household Coverage as of March 2013



District Wise Break up of Community Organizations (COs) Formation As of March 2013



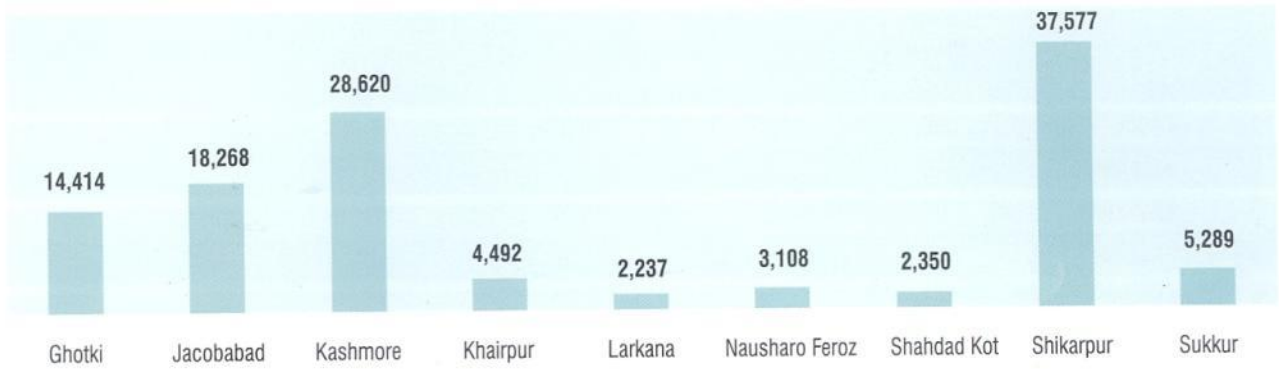
District Wise Break up of Village Organizations VOs Formation As of March 2013



District Wise Break up of LSOs As of March 2013

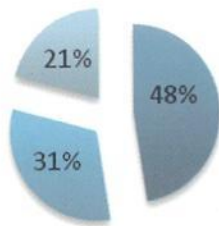


District Wise break up of Community Saving as of March 2013

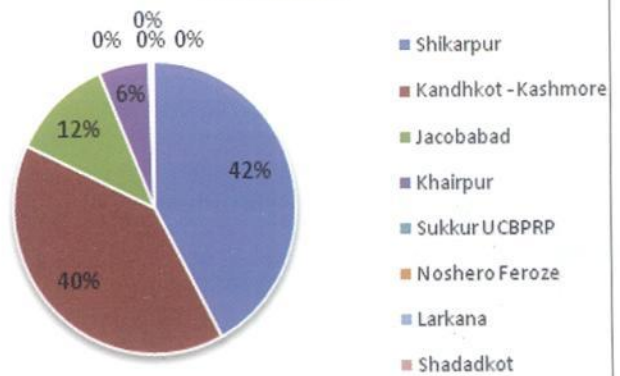


District wise break up of Income Generating Grants (IGG) as of March 2013

■ Shikarpur ■ Kandhkot-Kashmore ■ Jacobabad

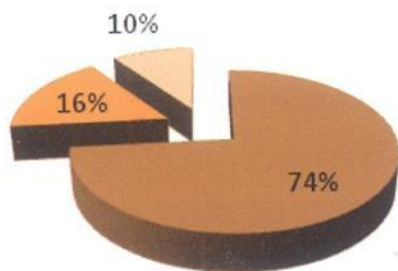


District wise break up of Community Investment Fund (CIF) as of March 2013

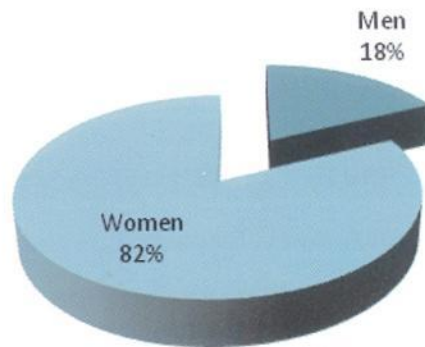


Sector wise Microcredit Disbursement as of March 2013

■ Agriculture ■ Livestock ■ Enterprise

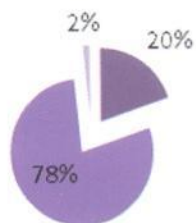


Gender wise Microcredit Disbursement as of March 2013

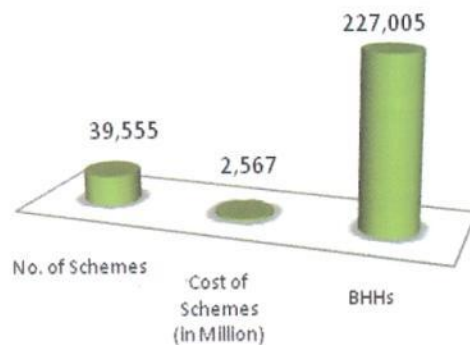


Summary of staff and Community Members Trained as of March 2013

■ No. of Community Members provided scholarship of Vocational Skill Training
 ■ No. of Community Member trained in Community Management Skill Training
 ■ No. of SRSO Staff Trained in different programme/project training



Summary of CPI as of March 2013



Union Council Coverage

Sr.#	District	Total No. of UCs in the District	# of SRSO intervened UCs as of Sept, 2012	# of SRSO intervened UCs as of Dec, 2012	# of SRSO intervened UCs as of Mar, 2013	% increase during Qtr	% of total UC coverage as of Mar, 2013
1	Ghotki	40	37	37	37	-	93%
2	Jacobabad	40	29	29	29	-	73%
3	Kashmore	37	37	37	37	-	100%
4	Khairpur	76	50	50	50	-	66%
5	Larkana	44	38	38	38	-	86%
6	Naushahro Feroz	51	38	38	38	-	75%
7	Shahdad Kot	40	34	34	34	-	85%
8	Shikarpur	50	50	50	50	-	100%
9	Sukkur	46	25	25	25	-	54%
TOTAL		424	338	338	338	-	80%

Village Coverage

Sr.#	District	Total No. Of villages in SRSO UCs	Total No. of SRSO Intervened Villages as of Sept, 2012	# of SRSO intervened village as of Dec, 2012	# of SRSO intervened village as of Mar, 2013	% increase during Qtr	% of Village coverage
1	Ghotki	2,464	2,055	2,080	2,080	-	84%
2	Jacobabad	3,110	1,811	1,811	1,811	-	58%
3	Kashmore	1,786	1,673	1,673	1,673	-	94%
4	Khairpur	3,254	1,296	1,296	1,296	-	40%
5	Larkana	1,590	842	842	842	-	53%
6	Naushahro Feroz	2,192	940	940	940	-	43%
7	Shahdad Kot	1,561	793	793	793	-	51%
8	Shikarpur	2,414	1,848	1,848	1,848	-	77%
9	Sukkur	1,664	856	856	856	-	51%
TOTAL		20,035	12,114	12,139	12,139	-	61%

Household Coverage

Sr.#	District	Total No. of HHs in SRSO Districts	Total No. Of Organized HHs as of Sept 2012	# of HHs Organized as of Dec, 2012	# of HHs Organized as of Mar, 2013	% increase during Qtr	% of Household coverage
1	Ghotki	159,314	118,777	120,029	120,698	1%	76%
2	Jacobabad	191,633	84,893	84,893	84,893	-	44%
3	Kashmore	170,421	80,345	80,345	80,345	-	47%
4	Khairpur	305,137	65,238	68,694	68,694	-	23%
5	Larkana	217,208	36,402	37,589	37,589	-	17%
6	Naushahro Feroz	219,772	26,630	31,317	31,317	-	14%
7	Shahdad Kot	211,612	28,291	29,475	29,475	-	14%
8	Shikarpur	210,530	102,306	102,306	102,306	-	49%
9	Sukkur	183,500	34,309	36,343	36,343	-	20%
TOTAL		1,869,127 *	582,453	590,991	591,660	0.1%	32%

* Data source BISP Survey

Community Institutions at Grassroots Level

Sr.#	District	Total Number of COs (Male + Female Mix) as of Sept 12	Total Number of COs (Male + Female Mix) as of Dec 12	Total Number of COs (Male + Female Mix) as of Mar 13	% increase during Qtr
1	Ghotki	6,520	6,917	6,957	1%
2	Jacobabad	5,074	5,074	5,074	-
3	Kashmore	4,710	4,710	4,710	-
4	Khairpur	4,078	4,110	4,110	-
5	Larkana	3,363	3,605	3,605	-
6	Naushahro Feroz	1,434	1,925	1,925	-
7	Shahdad Kot	2,052	2,221	2,221	-
8	Shikarpur	5,846	5,846	5,846	-
9	Sukkur	2,393	2,613	2,613	-
TOTAL		35,470	37,021	37,061	0.1%

Community Institutions at Village and Union Council Level

Sr.#	District	Total No. of VOs formed as of Sept,12	Total No. of VOs formed as of Dec,12	Total No. of VOs formed as of Mar,13	% increase during Qtr	Total No. of LSOs Formed as of Sept,12	Total No. of LSOs Formed as of Dec,12	Total No. of LSOs Formed as of Mar,13	% increase during Qtr
1	Ghotki	768	993	1,118	13%	6	6	11	83%
2	Jacobabad	1,811	1,811	1,811	-	5	5	5	-
3	Kashmore	1,673	1,673	1,673	-	23	23	23	-
4	Khairpur	493	493	493	-	12	12	14	17%
5	Larkana	35	35	35	-				-
6	Naushahro Feroz								
7	Shahdad Kot								
8	Shikarpur	1,813	1,813	1,813	-	35	35	35	-
9	Sukkur	377	377	377	-				-
TOTAL		7,001	7,195	7,320	2%	81	81	88	9%

Community Saving

Sr.#	District	Community saving as of Sept 2012	Community Saving as of Dec 2012	Community Saving as of Mar 2013	% increase during Qtr
1	Ghotki	12,367,354	13,524,960	14,414,190	7%
2	Jacobabad	17,940,829	18,268,029	18,268,029	-
3	Kashmore	28,620,970	28,620,970	28,620,970	-
4	Khairpur	4,143,237	4,387,577	4,492,527	2%
5	Larkana	2,236,799	2,237,977	2,237,977	-
6	Naushahro Feroz	3,104,326	3,108,256	3,108,256	-
7	Shahdad Kot	2,348,275	2,350,005	2,350,005	-
8	Shikarpur	37,577,505	37,577,505	37,577,505	-
9	Sukkur	4,338,630	4,910,760	5,289,476	8%
TOTAL		112,677,925	114,986,039	116,358,935	1%

Income Generating Grants (IGG)

S.no	Districts	Amount disbursed as of Sept 2012	Amount disbursed as of Dec 2012	Amount disbursed as of Mar 2013	% increase during Qtr
1	Shikarpur	39,501,538	39,501,538	39,501,538	-
	Women Beneficiaries	3,717	3,717	3,717	-
2	Kandhkot - Kashmir	26,126,062	26,126,062	26,126,062	-
	Women Beneficiaries	2,543	2,543	2,543	-
3	Jacobabad	17,307,500	17,307,500	17,307,500	-
	Women Beneficiaries	1,348	1,348	1,348	-
4	Total IGG Disbursed (In Rs.)	82,935,100	82,935,100	82,935,100	-
	Women Beneficiaries	7,608	7,608	7,608	-

Community Investment Fund (CIF)

S. No	Districts	Amount disbursed as of Sept, 2012	Amount disbursed as of Dec 2012	Amount disbursed as of Mar 2013	% increase during Qtr
1	Shikarpur	396,506,375	396,506,375	396,506,375	-
	Women Beneficiaries	40,239	40,239	40,239	-
2	Kandhkot - Kashmir	374,065,884	374,065,884	374,065,884	-
	Women Beneficiaries	35,863	35,863	35,863	-
3	Jacobabad	108,994,000	108,994,000	108,994,000	-
	Women Beneficiaries	11,427	11,427	11,427	-
4	Khairpur	54,260,000	54,260,000	54,260,000	-
	Women Beneficiaries	5,894	5,894	5,894	-
5	Sukkur UCBPRP	4,38,000	4,38,000	4,38,000	-
	Women Beneficiaries	88	88	88	-
6	Noshero Feroze	18,50,000	18,50,000	18,50,000	-
	Women Beneficiaries	1,978,000	1,978,000	1,978,000	-
7	Larkana	236	236	236	-
	Women Beneficiaries	370	370	370	-
8	Shahdadkot	330,000	330,000	330,000	-
	Women Beneficiaries	66	66	66	-
9	Total CIF Disbursed (In Rs.)	938,422,259	938,422,259	938,422,259	-
	Women Beneficiaries	94,183	94,183	94,183	-

Rural Credit & Enterprise Development (RCED)

S.no	Districts	Amount disbursed as of Sept, 2012	Amount disbursed as of Dec, 2012	Amount disbursed as of Mar, 2013	% increase during Qtr
1	Total Amount of Micro Credit Disbursement	2,864.72	3,162.50	3,400.95	8%
	Men	593.434	607.157	616.319	2%
	Women	2,271.28	2,555.34	2,784.630	9%
2	No. of Loans	191,235	207,941	221,181	6%
	Male	41,974	42,601	42,982	1%
	Female	149,261	165,340	178,199	8%
3	Sectoral Disbursement	2,864.72	3,162.50	3,400.95	8%
	Agriculture	2,125.14	2,401.50	2,505.875	4%
	Livestock	438.556	438.556	562.983	28%
	Enterprise	301.026	322.565	332.092	3%

Achievement as of March 2013

S.no	Community Physical Infrastructure (CPIs)	No. of Schemes	Cost of Schemes (in Millions)	BHHs
	Total Number of CPI Schemes	39,555	2,567	227,005
1	Housing	13,252	1328.48	13,252
2	Sanitation	15,952	196.89	86,995
3	Street Pavement & Sanitation	39	203.35	8,297
4	Drinking Water Supply Schemes (DWSS)	9,516	343.25	47,427
5	Low Cost Village Improvement Schemes (LCVI)	72	127.09	7,248
6	Communication	310	175.18	22,848
7	Irrigation	347	144.52	8,317
8	IAUP	1	2.09	75
9	Water Filter Plants by GoS	40	23.58	28,570
10	Street Lighting on solar system	1	0.64	75
11	Schools Renovation/Construction	25	21.72	3,901

* CPI figures include all core, relief and recovery projects

Micro Health Insurance (MHI)

Sr.#	Key Performance Indicator	Achievement as of Sept-2012	Achievement as of Dec-2012	Achievement as of Mar-2013	% increase during Qtr
1	No. of Community Members provided Micro Health Insurance Cover	216,226	216,391	226,501	5.00%
2	No. of Community Members Treated through MHI	6,608	6,770	6,882	2%
	Men	2,550	2,671	2,708	1%
	Women	4,058	4,099	4,174	2%
3	Amount of claims availed by Community	85,488,658	86,973,242	88,532,949	2%

Human Resource Development (HRD)

Sr.#	Key Performance Indicator	Achievement as of Sept-2012	Achievement as of Dec-2012	Achievement as of March-2013	% increase during Qtr
1	No. of Community Members provided scholarship for Vocational Skill Training	38,478	42,217	44,805	6%
2	No. of Community Members trained in Community Management Skill Training	167,013	177,332	177,793	0.3%
3	No. of SRSO Staff Trained in different programme/project training	3,570	3,689	3,751	2%

SRSO Highlights of Two Quarters (Oct-2012-March2013)

- Muhammad Hanif Channa joined SRSO as a Chief Executive Officer (CEO); qualified from Harvard University & International University of Japan. He is an icon of humanitarian organizations and different NGO's. He served as a Civil Servant-Government of Sindh.
- Capacity Building of Local Support Organizations is very essential for smooth running of routine activities keeping in view 600 LSO members from district Shikarpur, Jacobabad and Kashmore-Kandhkot were trained in Managerial skills, Book keeping, CIF appraisals and monitoring trainings.
- SRSO-Women Craft Groups participated in the exposure visit "Exhibition and Market Survey for Women Crafts" at Karachi. Exhibition organized by Indus Earth Organization in which SRSO eleven master trainers trained in variety of quilting crafts.
- The Directors of Sindh Growth Rural and Revitalization Programme, visited LSO Sindh Surhan Annual Anniversary at district Shikarpur, where LSO Sindh Surhan Chairperson Bhag Bhari and other community women shared the challenges, experiences, and lesson learnt through speeches.
- On October 18, 2012: The Delegation from ASF-USAID visited LSO Awaz at District Shikarpur. Delegation conducted meeting with Agriculture Groups and conducted dialogue with 24 LSO members.
- Under the tripartite partnership between Pakistan Petroleum Limited (PPL), Pakistan Poverty Alleviation Fund (PPAF) and SRSO, CPI project has been initiated for a period of 2 years to carry out 120 CPI Schemes at district Kashmore-Kandhkot.
- Ms. Naheed Shah visited LSO Wada Machyoon at District Khairpur, where she inaugurated date processing plant, met with LSO community members, asked for the plant processing and paid homage for productive efforts from community and SRSO.
- On December 31st, Sindh Rural Support Organization and HelpAge International jointly organized a workshop titled "Media Sensitization on Social Protection for Senior Citizens" at Press Club Shikarpur. The workshop purpose was to spread the awareness regarding the rights of senior citizens and to resolve their health and financial problems.
- SRSO-Gender Advocacy and Development Section (GAD) organized the "International Human Rights Day" at Sachal Auditorium Khairpur. Event highlighted the protection of human rights especially rural women. Event was attended by additional DC Khairpur, SRSO Management, lawyers, journalists, religious scholars and above all 400 SRSO women community members from khairpur and Shikarpur.
- M&E section conducted a monitoring study of BISP Waseela-e- Haq beneficiaries, who had started their own business, after receiving first installment. The activity was funded by PPAF. Study conducted at Naushahro Feroze, Khairpur, Sukkur, Ghotki, Shikarpur, Jacobabad, Larkana and Kashmore@Kandhkot and Monitored 341 beneficiaries.
- SRSO - Gender Advocacy and Development Section organized international women Day at Rohri to commemorate women internationally and tribute them with honor and integrity.
- NRM-Sector conducted community orientation workshop at UC Shadi Shaheed, District Khairpur, in which CO, VO and LSO members were oriented on the methods of irrigation, proper water supply, adequate fertilizers, plant protection measures, and harvesting methods to get maximum production from the crops.
- World craft council organized Craft exhibition in Chennai India. 40 participants from different countries participated and displayed their products representing the respective countries. From SRSO one member participated through SABAH Pakistan and displayed local products that captured the attention of the audience at zest.

Picture Gallery



CEO-SRSO M. Hanif Chana, briefing staff during Management Review



SRSO-GAD celebrated International Women's Day at Sukkur



Directors of Sindh Growth Rural & Revitalization Program attended LSO Sindh Surhan Annual Anniversary at Shikarpur



SRSO & HelpAge International, organized workshop on the Protection of the Senior Citizens at Sukkur Press Club



NRM Section conducted community orientation workshop at UC Sangrar -Sukkur



SRSO-GAD Section Organized international Human Rights Day at Khairpur