


Quarterly Newsletter July 2013 to December 2013



# Newsletter

The Quarterly Newsletter for SRSO Outreach & Intervention



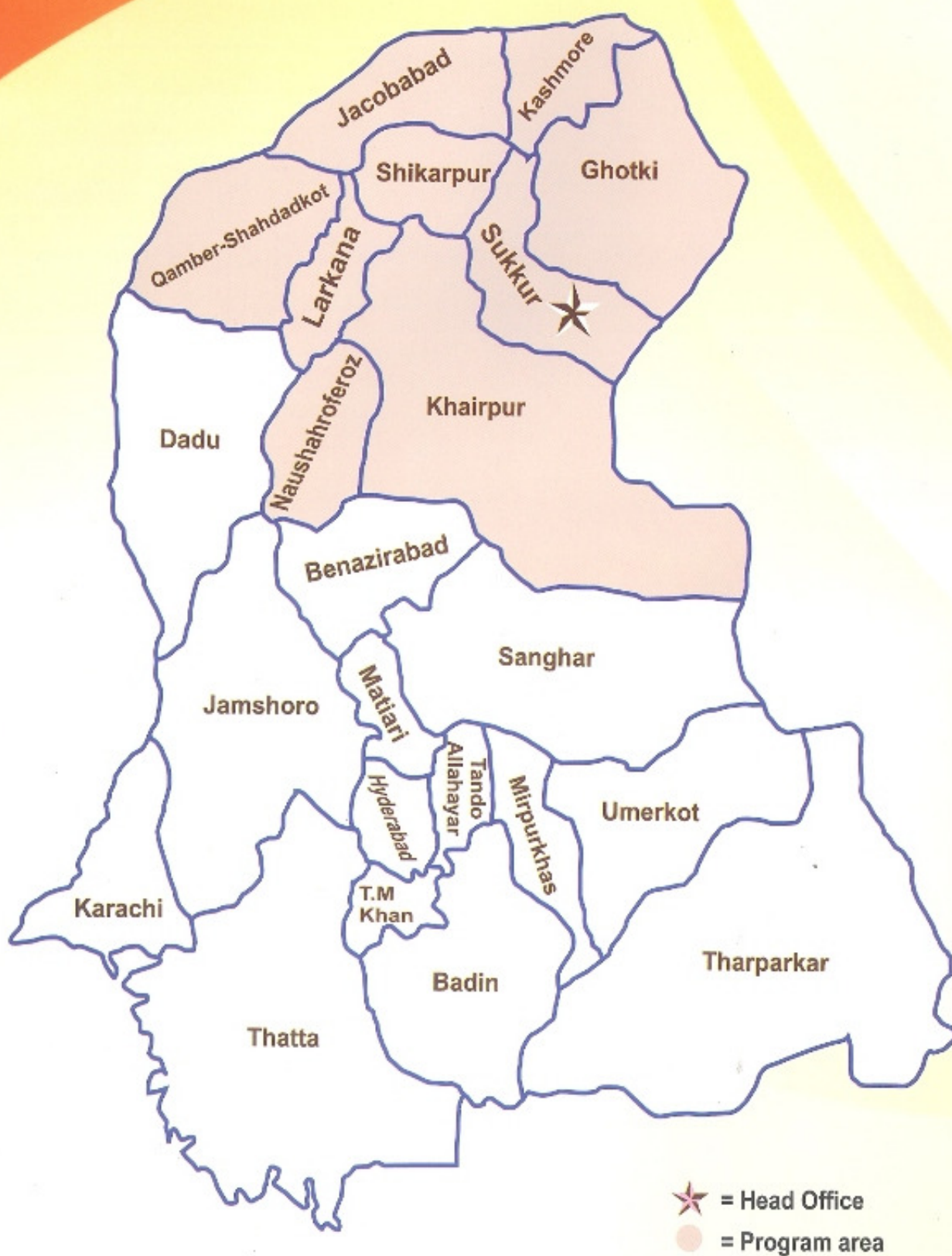
## In This Issue

Monitoring Evaluation & Research Unit (MER-U)  
SRSO Complex, Near Taj Petrol Pump,  
Shikarpur Road, Sukkur  
[www.srso.org.pk](http://www.srso.org.pk) feedback: [info@srso.org.pk](mailto:info@srso.org.pk)

SRSO Operational Area	02
Cumulative Summary of SRSO achievements as of Dec: 2013	03
Detail of SRSO achievements	04-10
Highlights of Two Quarter	11



Sindh Rural Support Organization (SRSO) Operational Area





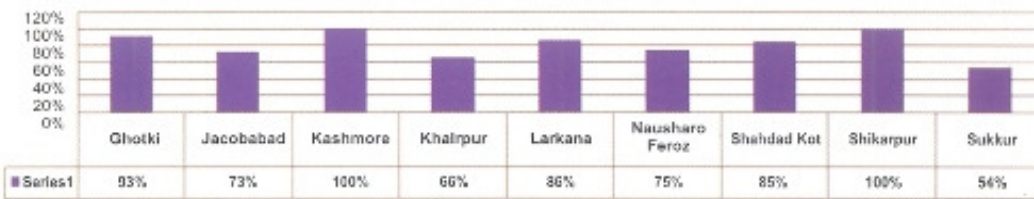
### SRSO Cumulative Achievement as of December 2013

S.#	Key Performance Indicators	Achievement as of June-2013	Achievement as of Sept-2013	Achievement as of Dec-2013	% increase during Qtr
1	No. of Operational Districts	10	10	10	-
2	No. of Union Councils with SRSO presence	374	374	374	-
3	No. of Taluka with SRSO presence	48	48	48	-
4	No. of villages with SRSO presence	12,501	12,501	12,501	-
5	No. of Household Organized	591,729	591,729	591,729	-
6	VO Formation	7,320	7,320	7,320	-
7	LSO Formation	89	90	112	24%
8	CO- Formation	34,642	34,642	34,642	-
		2,383	2,383	2,383	-
		40	40	40	-
		37,065	37,065	37,065	-
9	CO-Membership	553,067	553,067	553,067	-
		38,662	38,662	38,662	-
		591,729	591,729	591,729	-
		110,586,926	110,586,926	110,586,926	-
10	Community Saving	6,803,469	6,803,469	6,803,469	-
		117,390,395	117,390,395	117,390,395	-
11	Income Generating Grant (IGG) Amount Disbursed in million	82.93	82.93	82.93	-
12	No. of IGG Beneficiaries	7,608	7,608	7,608	-
13	Community Investment Fund (CIF) amount disbursed in Millions	938.42	938.42	939.80	0.1%
14	No. of CIF Beneficiaries	94,183	94,183	94,274	0.1%
15	Total amount of Microcredit disbursed (in Millions)	4,240.25	4,304.79 *	4,411.62	2%
16	No. of Beneficiaries of Micro Credit Programme	270,177	273,792	279,492	2%
17	No of Community members trained in vocational skill Training	53,023	53,023	53,023	-
18	No of Community members trained	239,153	239,969	240,207	0.1%
19	Community Members trained as TBAs	4,777	4,777	4,777	-
20	Micro Health Insurance (Clients)	264,020	264,836	264,836	0.3%
21	Community Members Insured in Micro Health Insurance (Head Count)	615,386	615,386	615,386	-
22	No. of Community Physical Infrastructure (CPIs)	39,555	39,559	39,566	0.02%
23	Total amount of CPIs in Millions	2,567	2,568	2,572	0.2%
24	Total Beneficiary Households	227,005	227,555	228,065	0.2%

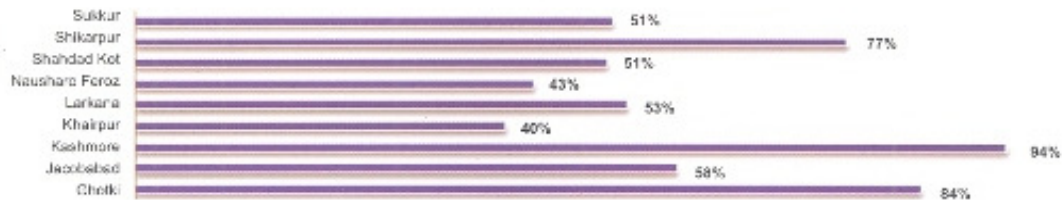
\* The outreach Progress include all core, projects and microcredit programme




District wise Union Council Coverage  
as of Dec 2013



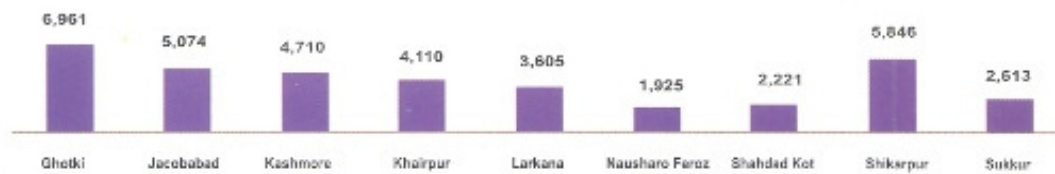
District wise Village Coverage  
as of Dec 2013



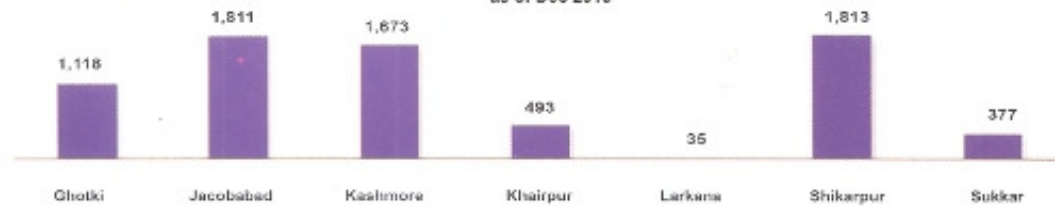
District wise Household Coverage  
as of Dec 2013



District wise break up of Community Organizations (Cos) Formation  
as of Dec 2013



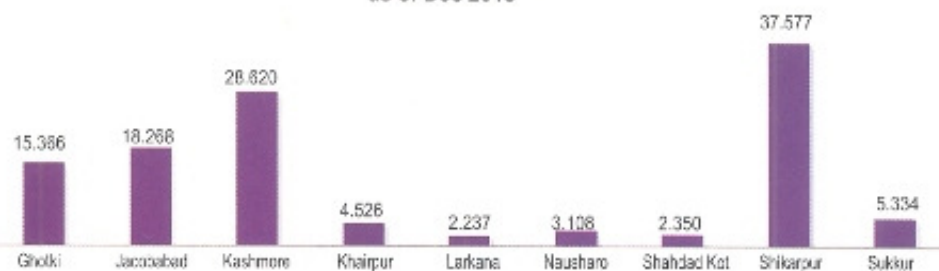
District wise break up of Village Organizations VO s formation  
as of Dec 2013



District wise break up of LSOs as of Dec 2013

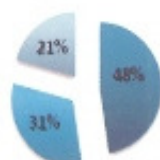


**District wise break up of Community Saving  
as of Dec 2013**

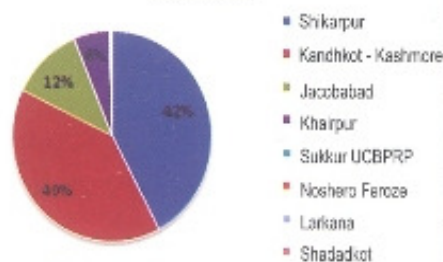


**District wise break up of Income Generating Grants  
(IGG) as of Dec 2013**

■ Shikarpur ■ Kandhkot - Kashmore ■ Jacobabad

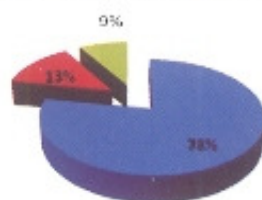


**District wise break up of Community Investment Fund (CIF)  
as of Dec 2013**

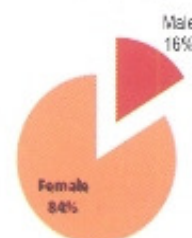


**Sector wise Microcredit Disbursement  
as of Dec 2013**

■ Agriculture ■ Livestock ■ Enterprise



**Gender wise Microcredit Disbursement  
as of Dec 2013**

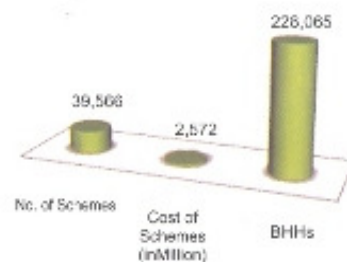


**Summary of staff and Community Members Trained as of  
Dec 2013**

- No. of Community Members provided scholarship of vocational skill Training
- No. of Community Members trained in community Management skill Training
- No. of a RSO Staff Trained in different programmes/project training



**Summary of CPI as of Dec 2013**





### Union Council Coverage

Sr.#	District	Total No. of UCs in the District	# of SRSO intervened UCs as of June, 2013	# of SRSO intervened UCs as of Sept, 2013	# of SRSO intervened UCs as of Dec, 2013	% increase during Qtr	% of total UC coverage as of Dec, 2013
1	Ghotki	40	37	37	37	-	93%
2	Jacobabad	40	29	29	29	-	73%
3	Kashmore	37	37	37	37	-	100%
4	Khairpur	76	50	50	50	-	66%
5	Larkana	44	38	38	38	-	86%
6	Naushahro Feroz	51	38	38	38	-	75%
7	Shahdad Kot	40	34	34	34	-	85%
8	Shikarpur	50	50	50	50	-	100%
9	Sukkur	46	25	25	25	-	54%
10	Nawab Shah	51	36	36	36	-	71%
	<b>TOTAL</b>	<b>475</b>	<b>374</b>	<b>374</b>	<b>374</b>	-	<b>79%</b>

### Village Coverage

Sr.#	District	Total No. Of villages in SRSO UCs	# of SRSO intervened village as of June, 2013	# of SRSO intervened village as of Sept, 2013	# of SRSO intervened village as of Dec, 2013	% increase during Qtr	% of Village coverage
1	Ghotki	2,464	2,080	2,080	2,080	-	84%
2	Jacobabad	3,110	1,811	1,811	1,811	-	58%
3	Kashmore	1,786	1,673	1,673	1,673	-	94%
4	Khairpur	3,254	1,296	1,296	1,296	-	40%
5	Larkana	1,590	842	842	842	-	53%
6	Naushahro Feroz	2,192	940	940	940	-	43%
7	Shahdad Kot	1,561	793	793	793	-	51%
8	Shikarpur	2,414	1,848	1,848	1,848	-	77%
9	Sukkur	1,664	856	856	856	-	51%
10	Nawab shah	4,104	362	362	362	-	9%
	<b>TOTAL</b>	<b>20,035</b>	<b>12,501</b>	<b>12,501</b>	<b>12,501</b>	-	<b>52%</b>



Sr.#	District	Household Coverage					
		Total No. of HHs in SRSO Districts	# of HHs Organized as of June, 2013	# of HHs Organized as of Sept, 2013	# of HHs Organized as of Dec, 2013	% increase during Qtr	% of Household coverage
1	Ghotki	159,314	120,767	120,767	120,767	-	76%
2	Jacobabad	191,633	84,893	84,893	84,893	-	44%
3	Kashmore	170,421	80,345	80,345	80,345	-	47%
4	Khairpur	305,137	68,694	68,694	68,694	-	23%
5	Larkana	217,208	37,589	37,589	37,589	-	17%
6	Naushahro Feroz	219,772	31,317	31,317	31,317	-	14%
7	Shahdad Kot	211,612	29,475	29,475	29,475	-	14%
8	Shikarpur	210,530	102,306	102,306	102,306	-	49%
9	Sukkur	183,500	36,343	36,343	36,343	-	20%
TOTAL		1,869,127 *	591,729	591,729	591,729		32%

Sr. #	District	Community Institutions at Grassroots Level			
		Total Number of COs (Male + Female Mix) as of June 13	Total Number of COs (Male + Female Mix) as of Sept 13	Total Number of COs (Male + Female Mix) as of Dec 13	% increase during Qtr
1	Ghotki	6,961	6,961	6,961	-
2	Jacobabad	5,074	5,074	5,074	-
3	Kashmore	4,710	4,710	4,710	-
4	Khairpur	4,110	4,110	4,110	-
5	Larkana	3,605	3,605	3,605	-
6	Naushahro Feroz	1,925	1,925	1,925	-
7	Shahdad Kot	2,221	2,221	2,221	-
8	Shikarpur	5,846	5,846	5,846	-
9	Sukkur	2,613	2,613	2,613	-
TOTAL		37,065	37,065	37,065	-

Sr.#	District	Community Institutions at Village and Union Council Level							
		Total No. of VOs formed as of Jun,13	Total No. of VOs formed as of Sept,13	Total No. of VOs formed as of Dec,13	% Increase during Qtr	Total No. of LSOs Formed as of Jun,13	Total No. of LSOs Formed as of Sept,13	Total No. of LSOs Formed as of Dec,13	% increase during Qtr
1	Ghotki	1,118	1,118	1,118	-	11	11	12	1%
2	Jacobabad	1,811	1,811	1,811	-	6	7	23	24%
3	Kashmore	1,673	1,673	1,673	-	23	23	28	22%
4	Khairpur	493	493	493	-	14	14	14	-
5	Larkana	35	35	35	-	-	-	-	-
8	Shikarpur	1,813	1,813	1,813	-	35	35	35	-
9	Sukkur	377	377	377	-	-	-	-	-
TOTAL		7,320	7,320	7,320	0%	89	90	112	24%



Sr.#	District	Community Saving			
		Community Saving as of Jun 2013	Community Saving as of Sept 2013	Community Saving as of Dec 2013	% increase during Qtr
1	Ghotki	15,366,380	15,366,380	15,366,380	-
2	Jacobabad	18,268,029	18,268,029	18,268,029	-
3	Kashmore	28,620,970	28,620,970	28,620,970	-
4	Khairpur	4,526,627	4,526,627	4,526,627	-
5	Larkana	2,237,977	2,237,977	2,237,977	-
6	Naushahro Feroz	3,108,256	3,108,256	3,108,256	-
7	Shahdad Kot	2,350,005	2,350,005	2,350,005	-
8	Shikarpur	37,577,505	37,577,505	37,577,505	-
9	Sukkur	5,334,646	5,334,646	5,334,646	-
	<b>TOTAL</b>	<b>117,390,395</b>	<b>117,390,395</b>	<b>117,390,395</b>	<b>-</b>

#### Income Generating Grants (IGG)

S.no	Districts	Amount disbursed as of Jun 2013	Amount disbursed as of Sept 2013	Amount disbursed as of Dec 2013	% increase during Qtr
1	Shikarpur	39,501,538	39,501,538	39,501,538	-
	Women Beneficiaries	3,717	3,717	3,717	-
2	Kandhkot - Kashmore	26,126,062	26,126,062	26,126,062	-
	Women Beneficiaries	2,543	2,543	2,543	-
3	Jacobabad	17,307,500	17,307,500	17,307,500	-
	Women Beneficiaries	1,348	1,348	1,348	-
4	<b>Total IGG Disbursed (In Rs.)</b>	<b>82,935,100</b>	<b>82,935,100</b>	<b>82,935,100</b>	<b>-</b>
	<b>Women Beneficiaries</b>	<b>7,608</b>	<b>7,608</b>	<b>7,608</b>	<b>-</b>

#### Community Investment Fund (CIF)

S. No	Districts	Amount disbursed as of Jun 2013	Amount disbursed as of Sept 2013	Amount disbursed as of Dec 2013	% increase during Qtr
1	Shikarpur	396,506,375	396,506,375	396,506,375	-
	Women Beneficiaries	40,239	40,239	40,239	-
2	Kandhkot - Kashmore	374,065,884	374,065,884	374,065,884	-
	Women Beneficiaries	35,863	35,863	35,863	-
3	Jacobabad	108,994,000	108,994,000	110,379,000	1%
	Women Beneficiaries	11,427	11,427	11,518	1%
4	Khairpur	54,260,000	54,260,000	54,260,000	-
	Women Beneficiaries	5,894	5,894	5,894	-
5	Sukkur UCBPRP	4,38,000	4,38,000	4,38,000	-
	Women Beneficiaries	88	88	88	-
6	Noshero Feroze	18,50,000	18,50,000	18,50,000	-
	Women Beneficiaries	1,978,000	1,978,000	1,978,000	-
7	Larkana	236	236	236	-
	Women Beneficiaries	370	370	370	-
8	Shahdadkot	330,000	330,000	330,000	-
	Women Beneficiaries	66	66	66	-
9	<b>Total CIF Disbursed</b>	<b>938,422,259</b>	<b>938,422,259</b>	<b>939,807,259</b>	<b>0.1%</b>
	<b>Women Beneficiaries</b>	<b>94,183</b>	<b>94,183</b>	<b>94,274</b>	<b>0.1%</b>



### Rural Credit & Enterprise Development (RCED)

S.no	Districts	Amount disbursed as of Jun, 2013	Amount disbursed as of Sept, 2013	Amount disbursed as of Dec, 2013	% increase during Qtr
1	<b>Total Amount of Micro Credit Disbursement</b>	<b>4,240.25</b>	<b>4,304.79</b>	<b>4,411.62</b>	<b>2%</b>
	Men	633.624	634.239	638.824	0.1%
	Women	3,306.631	3,370.552	3,772.803	2%
2	<b>No. of Loans</b>	<b>270,177</b>	<b>273,792</b>	<b>279,492</b>	<b>1%</b>
	Male	43,786	43,808	43,963	0.1%
	Female	226,391	229,984	235,529	2%
3	<b>Sectoral Disbursement</b>	<b>4,240.25</b>	<b>4,304.79</b>	<b>4,411.62</b>	<b>2%</b>
	Agriculture	3,305.157	3,334.835	3,390.620	1%
	Livestock	567.055	567.055	600.525	-
	Enterprise	368.044	402.902	420.483	9%

### Achievement as of Dec 2013

S.#	Community Physical Infrastructure (CPIs)	No. of Schemes	Cost of Schemes (in Millions)	BHHs
	<b>Total Number of CPI Schemes</b>	<b>39,566</b>	<b>2,572</b>	<b>228,065</b>
1	Housing	13,252	1328.48	13,252
2	Sanitation	15,952	196.89	86,995
3	Street Pavement & Sanitation	39	203.35	8,297
4	Drinking Water Supply Schemes (DWSS)	9,516	343.25	47,427
5	Low Cost Village Improvement Schemes (LCVI)	72	127.09	7,248
6	Communication	315	176.46	23,392
7	Irrigation	351	146.36	8,720
8	IAUP	1	2.09	75
9	Water Filter Plants by GoS	40	23.58	28,570
10	Street Lighting on solar system	1	0.64	75
11	Schools Renovation/Construction	25	21.72	3,901

\* CPI figures include all core, relief and recovery projects



### Micro Health Insurance (MHI)

Sr.#	Key Performance Indicator	Achievement as of Jun-2013	Achievement as of Sept-2013	Achievement as of Dec-2013	% Increase during Qtr
1	No. of Community Members provided Micro Health Insurance Cover	264,020	264,836	264,836	-
2	No. of Community Members Treated through MHI	6,930	6,987	6,987	-
	Men	2,724	2,740	2,740	-
	Women	4,206	4,247	4,247	-
3	Amount of claims availed by Community	89,257,264	90,015,198	90,015,198	-

### Human Resource Development (HRD)

Sr.#	Key Performance Indicator	Achievement as of Jun-2013	Achievement as of Sept-2013	Achievement as of Dec-2013	% Increase during Qtr
1	No. of Community Members provided scholarship for Vocational Skill Training	53,023	53,023	53,023	-
2	No. of Community Members trained in Community Management Skill Training	186,130	186,946	187,184	0.1%
3	No. of SRSO Staff Trained in different programme/project training	3,814	3,835	3,914	2.1%



## SRSO Highlights of Two Quarters (July 2013 to Dec: 2013)

- ➡ IHSAS (Integrated Health System Strengthening Alliance), comprising of Integrated Health Services (IHS) and Sindh Rural Support Organization (SRSO) as partners, awarded joint project by Government of Sindh & one by UN with financial assistance of Norwegian Government, under Norwegian Pakistan Partnership Initiative (NPPI). The prime objective of this project is to ensure quality of Maternal & Newborn Child Health and Family Planning services under Pay for Performance contract in two districts of Sindh; Shaheed Benazirbad and Larkana. Under IHSAS-BCC component SRSO organized Health Melas, Community Theaters, 6 day trainings of Family Focals, Training of Ulemas on importance of MNCH in the light of Quran & Hadees and orientation for Journalist and media anchors for media coverage.
- ➡ SRSO and HelpAge International jointly support more than 2,778 older people by providing benefits from Community Revolving Fund (CRF) to secure their livelihood including 1,220 females. 850 older people provided poultry units to increase their livelihood. 1,038 community persons were trained on CBDRM. 30 Villages have developed Disaster Risk Management plans, while 51 Villages plans were reviewed and endorsed from District Disaster Management Authority. Assistive devices were provided to 507 older peoples for ensuring their mobility and socialization. More than 750 older people and members of their families were trained on □ Care of Careers □ and □ Non-communicable Diseases. □ 39 Health professionals from 39 BHUs were trained on Primary Eye Care. Older peoples of Shikarpur & Jacobabad initiated tree plantation campaign and planted more than 8000 plants in their villages.
- ➡ SRSO-Crafts Enterprise Development Section participated in Si• Days Asia level E•hibition (from 24th Aug to 31st Aug 2013) at Delhi Hut India, funded by Pakistan Poverty Alleviation Fund (PPAF). All SAARC countries e•hibited handmade crafts under one roof recognized internationally and ultimately providing opportunities for e•port market.
- ➡ 102 Govt. Schools of District Shikarpur and Kashmore @ kandhot to insure the enrollment of students and presence of teachers, along with 3 Cluster schools have been initiated and renovated with recruitment of desired teachers.
- ➡ Livelihood Enhancement and Protection project (LEP) the aims to enhance the capacity and skills, create more opportunities, transfer of income generating assets and improving the productivity of community members to reduce their vulnerability to shocks, improve their livelihoods initiatives and strengthen their business operations. In this regard 669 different kinds of assets have been distributed for income generating and raise their standard of living. Skill trainings were provided among 4306 Beneficiaries.
- ➡ Local Support Organization (LSO), Kainat distributed Community Investment Fund (CIF) cheques among 19 beneficiaries in village Karampur Thaheem, UC Muhammadpur, District Jacobabad having planned to invest in Livestock. The investment meant to target poverty by building assets through Union Council Based Poverty Reduction Program (UCBPRP) funded by Govt. of Sindh. The investment cycle will go on with the strategy to revolve funds at village level with the concept of saving by each beneficiary as per investment plan shared at VO level. In addition SRSO is also supporting to VOs in their capacity building, VO Management, CIF management and book keeping.
- ➡ Micro Health Insurance (MHI) is a principle feature of the poverty reduction agenda of SRSO. MHI in collaboration with Adamjee Insurance Company Ltd provided MHI to the poorest HHs treated 762,376 patients at 7,198 panel hospitals covering the cost of hospitalization, accidental injuries, disabilities, and compensation in cases of accidental death services since October 2005, covers almost all family members irrespective of family size.
- ➡ Brooke Pakistan and SRSO jointly deliver veterinary health and welfare services to working equines by the funding of Brooke UK. The main objective of project is to improve health and welfare of working equine animals through capacity building of equine owners/users, farers, saddlers, vets in Partnership districts i.e. Jacobabad, Sukkur, Shikarpur & Larkana. Provided vaccination & emergency treatment to over 20990 equines in targeted 4 districts, provided the trainings to over 32 local service providers, provided 13 shed/shelters in districts, constructed 77 water troughs for equines, mentoring up to 112 VSPs.
- ➡ NRM Sector is engaged in capacity building of Poor HHs by providing them 1050 units of Egyptian poultry layers, 600 bags of seeds for kitchen gardening & 2400 fruit plants to increase their livelihood and income generation. 30 Agriculture awareness workshops being conducted at COs/VOs levels.



## SNAPSHOT



Madam Naheed Shah Durani CEO-SRSO sharing views on the LSO Re-election at UC Shadishaheed District Khairpur



Ms. Ajeeba K. Aslam, Country Director HelpAge International visited OPA Abdullah Lasahri District Jacobabad




Mr. Ghanwar Ali (Deputy Commissioner Larkana) during distribution of Medical Kit among Trained Family Focal under IHSAS-BCC component at Larkana.



Ms. Sadaf Dar (RSPN) and Ms. Rukhsan Riaz Ali delivering session during ToT for community at SRSO-HRD Sukkur.



Ms. Shahida and Ms. Naz Gul display SRSO handicraft stall at Delhi Hut India



NRM sector conducted awareness workshop on agriculture at UC Sangrar District Sukkur