



October-  
December  
2018

# NEWSLETTER

The Quarterly Newsletter for SRSO Outreach & Interventions

**Monitoring Evaluation & Research Unit (MER-U)**  
SRSO Complex, Shikarpur Road, Sukkur.  
Phone: 071-56271820 Fax: 071-5627182-111  
Web: [www.srso.org.pk](http://www.srso.org.pk), feedback: [info@srso.org.pk](mailto:info@srso.org.pk)

## Inside...

SRSO Operational Area	02
SRSO Cumulative Achievement as of December 2018	03
Detail of SRSO achievements	04
Highlights of the Quarter	11-16



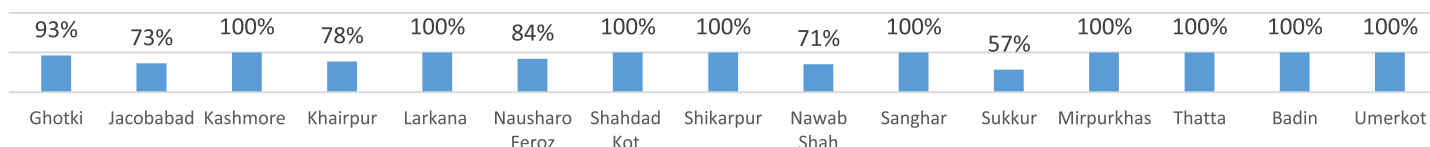


### SRSO Cumulative Achievement as of December 2018

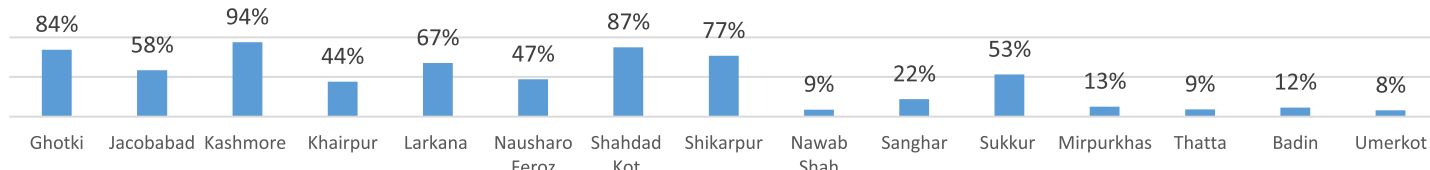
S. No.	Key Performance Indicators	Achievement as of Sept: 2018	Achievement as of Dec: 2018	% increase during Qtr	
1	No. of Operational Districts	15	15	-	
2	No. of Union Councils with SRSO presence	674	678	1%	
3	No. of Taluka with SRSO presence	81	81	-	
4	No. of villages with SRSO presence	14,729	15,483	6%	
5	No. of Household Organized	790,749	925,241	17%	
6	VO Formation	9,693	10,446	8%	
7	LSO Formation	225	290	29%	
8	CO- Formation	Female	42,821	50,510	18%
		Male	2,383	2,383	-
		Mix	40	40	-
		Total	45,244	52,973	17%
9	CO-Membership	Female	752,087	886,579	18%
		Male	38,662	38,662	-
		Total	790,749	925,241	17%
10	Community Saving (In million)	Female	144.0	159.099	10%
		Male	6.80	6.80	-
		Total	149.9	165.899	11 %
11	Income Generating Grant (IGG) Amount Disbursed (In Million)	114.14	160.31	40%	
	No. of IGG Beneficiaries	10,152	14,643	44%	
12	Community Investment Fund (CIF) amount disbursed (In Million)	1,400.18	1,589.64	14%	
	No. of CIF Beneficiaries	128,023	137,743	8%	
13	Total amount of Microcredit disbursed (In Million)	12,568.82	13,326.93	6%	
	No. of Beneficiaries of Micro Credit Programme	627,414	652,697	4%	
14	No of Community members trained in vocational skill Training	57,124	59,059	3%	
15	No of Community members trained	285,730	303,754	6%	
16	Community Members trained as TBAs	4,777	4,777	-	
17	Micro Health Insurance (Clients)	666,523	706,044	6%	
	Community Members Insured in Micro Health Insurance (Head Count)	619,197	620,197	0.1%	
18	No. of Community Physical Infrastructure (CPIs)	26,485	26,553	0.26%	
	Total amount of CPIs (In Millions)	1,382	1,403	2%	
	Total Beneficiary Households	230,665	239,235	4%	
19	No of Low Cost Houses	18,427	18,724	2%	
20	No of Poultry layers distributed	19,521	19,521	-	
21	No of trees Planted	836,386	836,386		



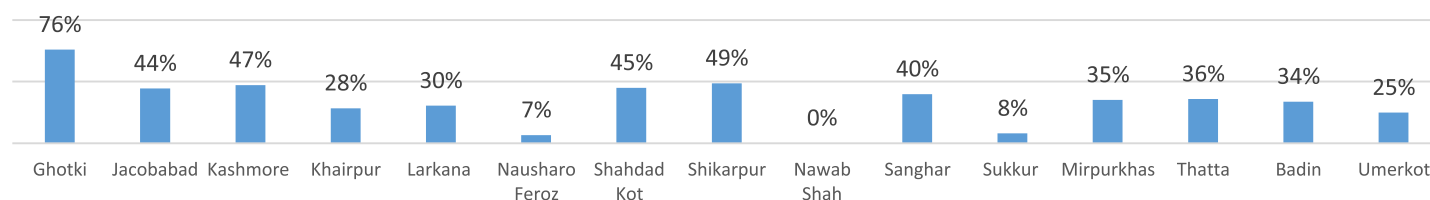
### DISTRICT WISE UNION COUNCIL COVERAGE AS OF DEC: 2018



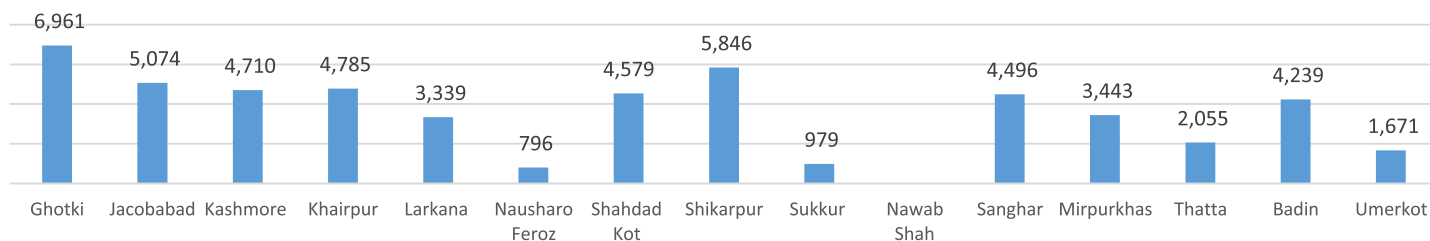
### DISTRICT WISE VILLAGE COVERAGE AS OF DEC: 2018



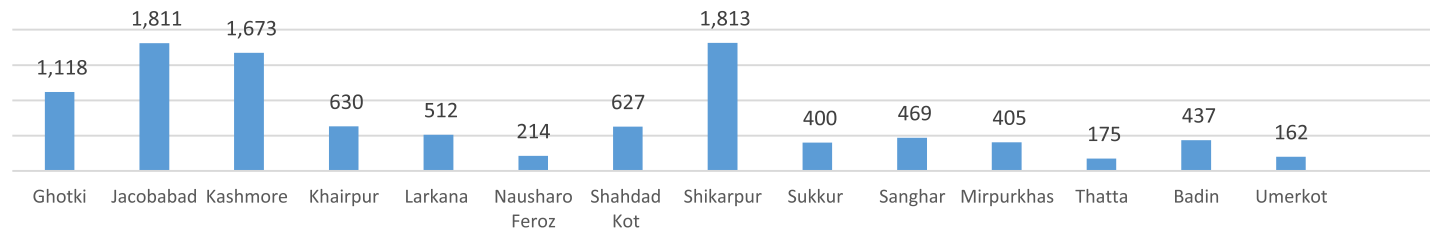
### DISTRICT WISE HOUSEHOLDE COVERAGE AS OF DEC: 2018



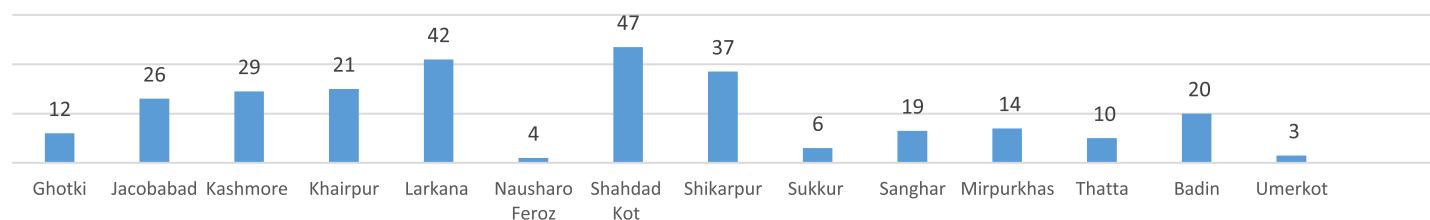
### DISTRICT WISE BREAKUP OF COMMUNITY ORGANIZATION (COs) AS OF DEC: 2018



### DISTRICT WISE BREAKUP OF VILLAGE ORGANIZATION (VOs) FORMATION AS OF DEC: 2018

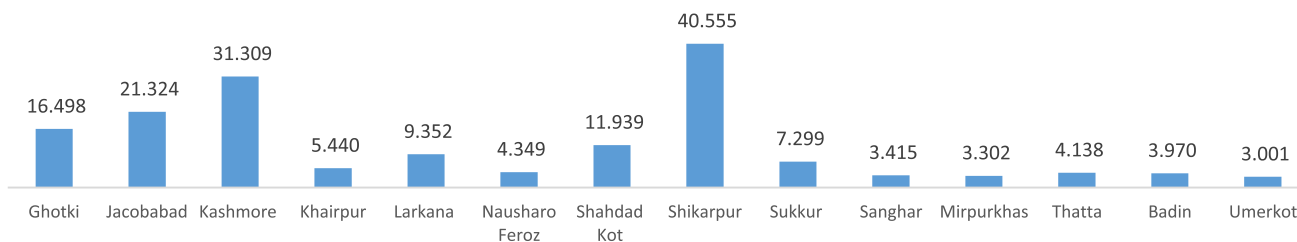


### DISTRICT WISE BREAKUP OF LSOs AS OF DEC: 2018

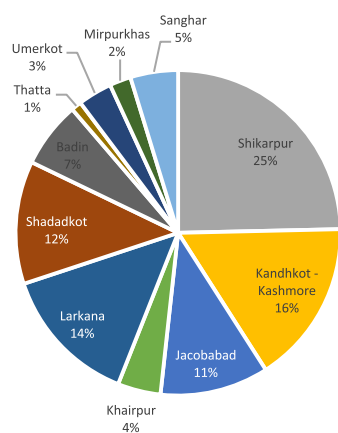




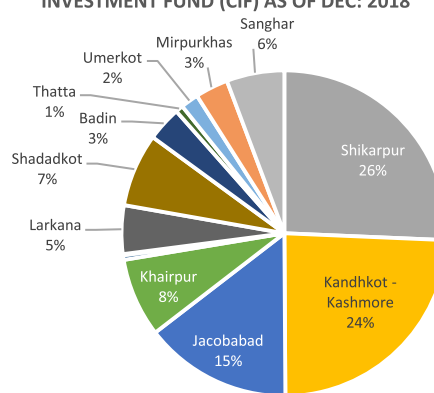
### DISTRICT WISE BREAKUP OF COMMUNITY SAVING AS OF DEC: 2018 (IN MILLION)



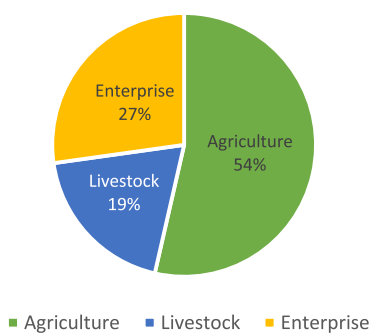
### DISTRICT WISE BREAK UP OF INCOME GENERATION GRANTS (IGG) CHART TITLE AS OF DEC: 2018



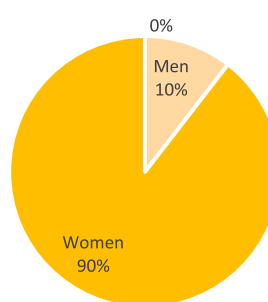
### DISTRICT WISE BREAK UP OF COMMUNITY INVESTMENT FUND (CIF) AS OF DEC: 2018



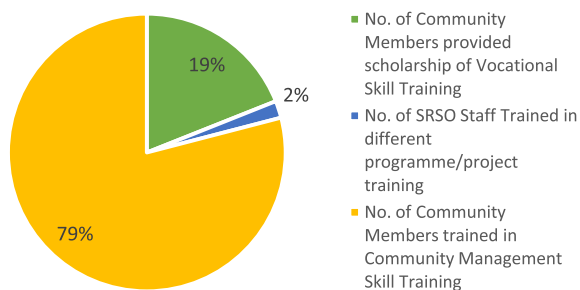
### SECTOR WISE MICROCREDIT DISBURSMENT AS OF DEC: 2018



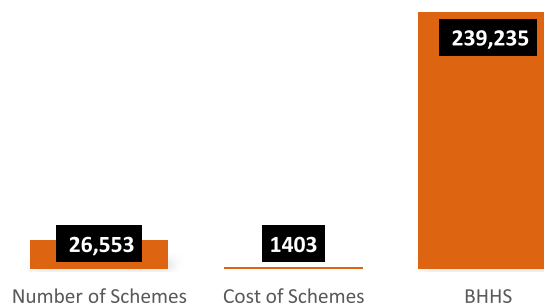
### GENDER WISE MICROCREDIT DISBURSMENT AS OF DEC: 2018



### SUMMARY OF STAFF & COMMUNITY MEMBERS TRAINED AS OF DEC: 2018



### SUMMARY OF CPI AS OF DEC: 2018





### Geographical Coverage

S. No.	District		Total No. of area in the District	# of SRSO intervened area as of Sept: 2018	# of SRSO intervened area as of Dec: 2018	% increase during Qtr	% of total area coverage as of Dec: 2018
1	Ghotki	Union Council	40	37	37	-	93%
		Village	2,464	2,080	2,080	-	84%
		Household	159,314	120,767	120,767	-	76%
2	Jacobabad	Union Council	40	29	29	-	73%
		Village	3,110	1,811	1,811	-	58%
		Household	191,633	84,893	84,893	-	44%
3	Kashmore	Union Council	37	37	37	-	100%
		Village	1,786	1,673	1,673	-	94%
		Household	170,421	80,345	80,345	-	47%
4	Khairpur	Union Council	76	59	59	-	78%
		Village	3,254	1,296	1,433	11%	44%
		Household	305,137	61,024	86,471	42%	28%
5	Larkana	Union Council	47	46	47	2%	100%
		Village	1,590	1,077	1,090	1%	67%
		Household	217,208	62,963	65,908	5%	30%
6	Naushahro Feroz	Union Council	51	43	43	-	84%
		Village	2,192	1,028	1,028	-	47%
		Household	219,772	14,325	14,325	-	7%
7	Shahdad Kot	Union Council	52	49	52	6%	100%
		Village	1,561	1,335	1,364	2%	87%
		Household	211,612	89,651	95,001	6%	45%
8	Shikarpur	Union Council	50	50	50	-	100%
		Village	2,414	1,848	1,848	-	77%
		Household	210,530	102,306	102,306	-	49%
9	Sukkur	Union Council	46	26	26	-	57%
		Village	1,664	881	881	-	53%
		Household	183,500	14,429	14,429	-	8%
10	Nawab Shah	Union Council	51	36	36	-	71%
		Village	4,104	362	362	-	9%
		Household	213,304	-	-	-	-
11	Sanghar	Union Council	71	71	71	-	100%
		Village	3,351	592	733	24%	22%
		Household	196,788	48,916	78,286	60%	40%
12	Mirpurkhas	Union Council	55	55	55	-	100%
		Village	3,223	268	405	51%	13%
		Household	153,016	35,097	53,585	53%	35%
13	Thatta	Union Council	33	33	33	-	100%
		Village	1,934	111	175	58%	09%
		Household	88,092	18,813	31,480	67%	36%
14	Badin	Union Council	68	68	68	-	100%
		Village	3,800	257	437	70%	12%
		Household	208,709	39,550	70,400	78%	34%
15	Umerkot	Union Council	35	35	35	-	100%
		Village	2,103	110	163	48%	8%
		Household	109,365	17,670	27,045	53%	25%
<b>GRAND TOTAL</b>		<b>Union Council</b>	<b>752</b>	<b>674</b>	<b>678</b>	<b>1%</b>	<b>90%</b>
		<b>Village</b>	<b>38,550</b>	<b>14,729</b>	<b>15,483</b>	<b>5%</b>	<b>40%</b>
		<b>Household</b>	<b>2,838,401</b>	<b>790,749</b>	<b>925,241</b>	<b>17%</b>	<b>33%</b>



S. No	District	Formation of Community Institution	Organized Coverage		
		Community Organizations (COs) Village Organization (VOs) Local Support Organizations (LSOs)	# of CO/VO/LSO formed as of Sept 2018	# of CO/VO/LSO formed as of Dec: 2018	% increase during Qtr
1	Ghotki	Community Organizations (COs)	6,961	6,961	-
		Village Organizations (VOs)	1,118	1,118	-
		Local Support Organizations (LSOs)	12	12	-
2	Jacobabad	Community Organizations (COs)	5,074	5,074	-
		Village Organizations (VOs)	1,811	1,811	-
		Local Support Organizations (LSOs)	26	26	-
3	Kashmore	Community Organizations (COs)	4,710	4,710	-
		Village Organizations (VOs)	1,673	1,673	-
		Local Support Organizations (LSOs)	29	29	-
4	Khairpur	Community Organizations (COs)	3,384	4,785	41%
		Village Organizations (VOs)	493	630	28%
		Local Support Organizations (LSOs)	18	21	17%
5	Larkana	Community Organizations (COs)	3,299	3,339	1%
		Village Organizations (VOs)	500	512	2%
		Local Support Organizations (LSOs)	33	42	27%
6	Naushahro Feroz	Community Organizations (COs)	796	796	-
		Village Organizations (VOs)	214	214	-
		Local Support Organizations (LSOs)	2	4	100%
7	Shahdad Kot	Community Organizations (COs)	4,491	4,579	2%
		Village Organizations (VOs)	598	627	5%
		Local Support Organizations (LSOs)	39	47	21%
8	Shikarpur	Community Organizations (COs)	5,846	5,846	-
		Village Organizations (VOs)	1,813	1,813	-
		Local Support Organizations (LSOs)	37	37	-
9	Sukkur	Community Organizations (COs)	979	979	-
		Village Organizations (VOs)	400	400	-
		Local Support Organizations (LSOs)	6	6	-
10	Sanghar	Community Organizations (COs)	2,788	4,496	61%
		Village Organizations (VOs)	328	469	43%
		Local Support Organizations (LSOs)	8	19	138%
11	Mirpurkhas	Community Organizations (COs)	2,278	3,443	51%
		Village Organizations (VOs)	268	405	51%
		Local Support Organizations (LSOs)	7	14	100%
12	Thatta	Community Organizations (COs)	1,208	2,055	70%
		Village Organizations (VOs)	111	175	58%
		Local Support Organizations (LSOs)	2	10	400%
13	Badin	Community Organizations (COs)	2,386	4,239	78%
		Village Organizations (VOs)	257	437	70%
		Local Support Organizations (LSOs)	6	20	233%
14	Umerkot	Community Organizations (COs)	1,044	1,671	60%
		Village Organizations (VOs)	109	162	49%
		Local Support Organizations (LSOs)	-	3	100%
<b>GRAND TOTAL</b>		<b>Community Organizations (COs)</b>	<b>45,244</b>	<b>52,973</b>	<b>17%</b>
		<b>Village Organizations (VOs)</b>	<b>9,693</b>	<b>10,446</b>	<b>8%</b>
		<b>Local Support Organizations (LSOs)</b>	<b>225</b>	<b>290</b>	<b>29%</b>



## Community Saving

S. No.	District	Community Saving as of Sep 2018 (In Millions)	Community Saving as of Dec: 2018 (In Millions)	% increase during Qtr
1	Ghotki	15.37	16.499	7%
2	Jacobabad	20.192	21.326	6%
3	Kashmore	30.178	31.310	4%
4	Khairpur	5.018	5.44	8%
5	Larkana	6.762	9.352	38%
6	Naushahro Feroz	3.260	4.350	33%
7	Shahdad Kot	8.239	11.939	45%
8	Shikarpur	39.421	40.557	3%
9	Sukkur	6.168	7.300	18%
10	Sanghar	2.445	3.415	39.67%
11	Mirpurkhas	3.282	3.302	0.61%
12	Thatta	3.798	4.138	8.95%
13	Badin	3.120	3.97	27.24%
14	Umerkot	2.701	3.001	11.11%
	<b>TOTAL</b>	<b>149.9</b>	<b>165.899</b>	<b>10%</b>

## Income Generating Grants (IGG) (Women Beneficiaries 100%)

S. No.	Districts	as of Sept 2018		as of Dec: 2018		% increase during Qtr
		# of Benf:	Amount disbursed (In Millions)	# of Benf:	Amount disbursed (In Millions)	
1	Shikarpur	3,717	39.50	3,717	39.50	-
2	Kandhkot - Kashmore	2,543	26.13	2,543	26.13	-
3	Jacobabad	1,348	17.31	1,348	17.31	-
4	Khairpur	441	4.53	620	6.86	51%
5	Larkana	98	1.1	2,664	22.3	100%
6	Shahdadkot	193	2.7	1,510	19.6	100%
7	Badin	648	8.44	823	10.53	25%
8	Thatta	79	0.8	135	1.6	100%
9	Umerkot	320	4.0	141	5.4	35%
10	Mirpurkhas	252	2.5	313	3.4	36%
11	Sanghar	513	7.1	556	7.6	7%
	<b>Total IGG Disbursed</b>	<b>10,152</b>	<b>114.14</b>	<b>14,643</b>	<b>160.31</b>	<b>40%</b>

## Community Investment Fund (CIF)

S. No.	Districts	as of Sep 2018		as of Dec: 2018		% increase during Qtr
		# of Benf:	Amount disbursed (In Millions)	# of Benf:	Amount disbursed (In Millions)	
1	Shikarpur	40,239	396.51	40,239	396.51	-
2	Kandhkot - Kashmore	35,863	374.07	35,863	374.07	-
3	Jacobabad	18,371	226.43	18,371	226.43	-
4	Khairpur	9,958	106.91	11,065	120.7	13%
5	Sukkur UCBPRP	513	7.05	513	7.05	-
6	Noshero Feroze	370	1.85	370	1.85	-
7	Larkana	2,633	35.20	5,674	74.391	111%
8	Shahdadkot	5,236	67.61	7,314	112.194	66%
9	Badin	3,492	42.35	4,443	52.96	25%
10	Thatta	781	50.05	1,226	57.06	13%
11	Umerkot	1,630	18.73	2,242	27.28	46%
12	Mirpurkhas	3,234	42.35	3,820	50.57	19%
13	Sanghar	5,703	76.08	6,603	88.57	16%
	<b>Total CIF Disbursed (In Million)</b>	<b>128,023</b>	<b>1,400.18</b>	<b>137,743</b>	<b>1,589.64</b>	<b>14%</b>

## Micro Finance (MF)

S. No.		Amount disbursed as of Dec: 2018
1	<b>Total Amount of Micro Credit Disbursement (Million)</b>	<b>13,326.93</b>
	Men	1,394.77
	Women	11,932.15
2	<b>No. of Loans</b>	<b>652,697</b>
	Male	69,124
	Female	652,697
3	<b>Sectoral Disbursement</b>	<b>13,326.93</b>
	Agriculture	7,139.92
	Livestock	2,650.11
	Enterprise	3,626.90





### Community Physical Infrastructure (CPIs)

S. No.	Types of CPI Schemes	Achievement as of Dec: 2018		
		No. of Schemes	Cost of Schemes (In Millions)	BHHs
	<b>Total of CPI Schemes</b>	<b>26,553</b>	<b>1403</b>	<b>239,235</b>
1	Sanitation	15,958	199.89	87,738
2	Street Pavement & Sanitation	74	220.41	13,443
3	Drinking Water Supply Schemes (DWSS)	9,535	349.88	51,924
4	Low Cost Village Improvement Schemes (LCVI)	72	127.09	7,248
5	Communication	381	203.03	31,691
6	Irrigation	459	192.12	13,957
7	IAUP	1	2.09	75
8	Water Filter Plants by GoS	40	23.58	28,570
9	Street Lighting on solar system	5	5.00	301
10	Schools Renovation/Construction	28	79.96	4,288

### Low Cost Housing (LCH)

S. No.	Housing Schemes	No of Houses	Cost of Houses (In Millions)	BHHs
	<b>Total of Housing Schemes</b>	<b>18,724</b>	<b>13,41.54</b>	<b>18,724</b>
11	Low Cost Housing Scheme (2007-2018)	18,234	1227.91	18,234
12	Benazir Housing Cell (2015-2018)	490	113.63	490

Note: During Rehabilitation Phase 2010, SRSO constructed 600 Houses in Jamshoro with financial Support of USAID.

### Human Resource Development (HRD)

S. No.	Key Performance Indicator	Achievement as of Sep-2018	Achievement as of Dec-2018	% increase during Qtr
1	No. of Community Members provided scholarship for Vocational Skill Training	57,124	59,059	3%
2	No. of Community Members trained in Community Management Skill Training	285,730	303,754	6%
3	No. of SRSO Staff Trained in different programme/project training	6,178	6,178	0%

### Micro Health Insurance (MHI)

S. No.	Key Performance Indicator	Achievement as of Sept-2018	Achievement as of Dec-2018	% increase during Qtr
1	No. of Community Members provided Micro Health Insurance Cover	666,523	706,044	6%
2	No. of Community Members Treated through MHI	8,765	9,265	6%
	Men	2,768	2,823	2%
	Women	5,997	6,442	7%
3	Amount of claims availed by Community (In Million)	127.403	137.29	8%



**Expansion of Union Council Based Poverty Reduction Programme  
District Khairpur, Sanghar, Mirpurkhas, Umerkot, Badin & Thatta (June 2017-May 2020)**

Project Activities	Unit	Programme Targets	Cumulative Achievement as of Dec 2018	%
Poverty Scorecard Census	UC	321	321	100%
Households Census	Household	1,023,605	1,023,605	100%
Population Census	Person	6,141,630	6,141,630	100%
Number of HHs organized	Household	716,544	374,767	52%
Formation of Community Organizations (CO)	CO	39,808	22,427	56%
Formation of Village Organization (VO)	VO	4,975	2,405	48%
Formation of Local Support Organizations (LSO)	LSO	321	113	35%
Capacity Building of CO members	Person	79,617	34,954	44%
Capacity Building of VO members	Person	29,859	11,540	39%
Capacity Building of LSO members	Person	1,926	270	14%
No of Beneficiaries trained in Vocational and Technical Skills	Person	32,244	4,950	15%
No of Households given CIF	Household	122,835	33,379	27%
No of Households given IGG	Household	30,708	4,018	13%
Formation of Business Development Groups (BDGs)	No	321	2	1%
No of Low Cost Housing Scheme Initiated	Number	8,599	1422	17%
No of Low Cost Housing Scheme Completed	Number	8,599	56	1%



**Sindh Union Council and Community Economic Strengthening Support (SUCCESS)**



**District Larkana & Kambar-Shahdadkot (February 2016- January 2021)**

Project Activities	Unit	Programme Targets	Cumulative Achievement as of Dec 2018	%
Poverty Scorecard Census	UC	99	99	100%
Households Census	Household	280,823	267,823	95%
Population Census	Person	1,939,008	1,849,250	95%
Number of HHs organized	Household	200,867	162,208	81%
Formation of Community Organizations (CO)	CO	10,043	7,790	79%
Formation of Village Organization (VO)	VO	1,255	1,139	91%
Formation of Local Support Organizations (LSO)	LSO	99	89	90%
CMST of COs office bearers	Person	25,108	14,804	59%
LMST of VOs office bearers	Person	3,138	2,206	70%
Activists workshops for office bearers of LSO / VO / CO	Event	252	95	38%
Training of field staff on Community Awareness Training (CAT)	Person	79	79	100%
CRP Training on CIF and CAT (VO based CRPs)	Person	1,569	707	45%
Training of Book Keeper/Accountant	Person	1,354	544	40%
No of Beneficiaries trained in Vocational and Technical Skills	Person	36,500	1467	4%
No of beneficiaries insured in Micro Health Insurance programme	Person	40,500	29,506	73%
No of CPI Schemes Initiated	Number	949	192	20%

## RSPs Higher Management Meeting with CM Sindh



CM House Sindh, 5<sup>th</sup> October, 2018

Rural Support Programmes Higher Management attended a meeting at CM House Sindh. The meeting was held to discuss the developments of People's Poverty Reduction Program. The meeting was presided over by Syed Murad Ali Shah, CM Sindh. The participants' were: Muhammad Waseem, Chairman P&D, Sajid Jamal Abro, Principal Secretary to CM Sindh, Shoaib Sultan Khan, Chairman Sindh Rural Support Program, Muhammad Dittal Kalhoro, CEO- SRSO and Rashid Bajwa CEO-NRSP, attended this meeting. The agenda of the meeting was to review the progress of PPRP and deliberations and discussions were made on key projects funded by Government of Sindh. RSPs Chairman briefed CM Sindh about women empowerment under UCBPRP and PPRP Projects. He elaborated; they have access to basic facilities' and build their capitals through the basic interventions of both projects. Social Mobilization (Three Tiers Community Institution (CO/VO/LSO), Community Investment Fund, Income Generation Grants, Health Facilities' and Provision of Low Cost Houses and cottages are provided to poorest of poor population/inhabitants of concerned districts of Sindh. In last, CM Sindh lauded the efforts being undertaken by RSP by organizing the rural women to alleviate poverty through interest free loans and established community institution platforms to improve their living standards.

## Conseil Sante Technical Assistance EU-PINS ER-I Field Visit



Shikarpur and Larkana, 15-17 October, 2018

A delegation from European Union, "Conseil Santé Technical Assistance" ER-1 paid an official visit to PINS areas Larkana, Kamber-Shadadkot and Shikarpur. The delegation was comprised of Dr. Ute Schuman Team Leader, Zahra Ladhani (Nutrition Specific Specialist) and Dr. John Ashley (Nutrition Sensitive Specialist). The core thematic focus of visit of delegation was to analyze the state of implementation of ongoing activities, identifying the policy matters and making recommendations accordingly. Delegation closely observed field activities and discussed with communities about the project. Indeed, they also asked to the community about availability and food security at the community level. The delegation had held different detailed meetings with line departments of government of Sindh, district administration, PPHI, Health, Agriculture, Livestock, and Fisheries departments.



## SRSO Management Meeting with PPP Chairman



Naudero House, Larkana, 28<sup>th</sup> October, 2018

CEO-SRSO along with Team Leader-SUCCESS has held an important meeting with Chairman-PPP Mr. Bilawal-Bhutto-Zardari at Naudero House, Larkana. CEO-SRSO briefed to Chairman PPP regarding the ongoing projects especially SUCCESS (Funded by European Union) and PRRP Programmes (Funded by Government of Sindh). CEO shared that SRSO is mainly working for reduction of the poverty in rural areas by empowering the rural women through the formation of Community Institutions, Capacity Building, Interest Free Loans and Income Generating Grants [IGG], Technical and Vocational Skills Training, Low Cost Houses and Micro Health Insurance (MHI) to implement their livelihood plans at the household level for income generation purposes' to uplift their living standard. Chairman-PPP appreciated the work of SRSO and urged the management of SRSO, to expand these Programmes throughout the province to reach every poor household. He [Chairman-PPP] wishes to meet the rural organized women who are tackling and reducing the poverty in their areas and setting a good example of women empowerment.

## International Rural Women Day Celebration at District Office Badin



Badin, 15<sup>th</sup> October, 2018

Peoples' Poverty Reduction Programme (PPRP), Women Development Department, Social Welfare Department and SRSO Community Institutions (CO/VO) celebrated Rural Women Day at District Badin to pay tribute to committed and dedicated rural women for ensuring the sustainability at rural level. Syeda Shehla Raza, provincial minister for Women Development, Sindh was the chief guest of the event. The objective of the celebration of this day was to appreciate the role of women in rural development. These efforts reflecting the history of women struggle to lead towards the betterment at the rural level. In the event, all officials admired the adorable efforts of rural women for improving livelihoods options.

## Culture mission delegation from the European Union visits Mohenjo Daro



Larkana, 6<sup>th</sup> December, 2018

UNESCO Country Director, Ms. Vibeke Jense led a delegation of two members' of EU cultural Mission, visited EU funded SUCCESS areas' at Larkana. CEO SRSO, Team Leader SUCCESS-SRSO and Programme Manager SUCCESS-RSPN also accompanied. The delegation met with SRSO SUCCESS staff and made a discussion on the program achievements and impacts. This visit included to the archaeological site of Mohenjo-Daro and participation in activist workshop organized by community institutions at village Imam Bux Mallah. Indeed, the office bearers of community institutions shared their institutional progress and community self-initiatives' for community-driven developments made to empower rural women to reduce the poverty. Moreover, the delegation appreciated the efforts and work of organized women for self-reliance. Furthermore, they emphasized and encouraged women to link their activities with a rich culture to take an initiative to boost their income generation. Overall, they paid a visit to the different cultural colors, fascinated stalls being set out by the local women artisans highlighting the traditional handmade products.

## Third Handmade Pakistan" exhibition Organized by AHAN in Packages Mall Lahore

Lahore, 18-21 October, 2018

Third homemade exhibition organized by AHAN at Packages Mall, Walton road Lahore, where Sartyoon Sang displayed their stall. The objective was to promote and introduce Sartyoon Sang Crafts for citizens of Lahore. The eye-catching products caught the attention of the customers. This platform gave an advantage to the rural artisans to introduce their indigenous cultural fashion of homemade products and customers responded in encouragement way to craft work including, Embroidery, Applique and Basketry work. Apparel Shirts, Shawls, Dupatta, Shalwar on (Kachi Sui, Kundi work, Hurmich, Applique work etc. Rural artisans and Sartyoon Sang also collected work orders from valuable customers.





## Joint Development Committee Meeting held at Deputy Commissioner Office Larkana



Larkana, 23<sup>rd</sup> November 2018

Larkana Joint Development Committee (JDC) meeting organized at the DC Office Larkana. Deputy Commissioner Larkana chaired the meeting. The line departments of government of Sindh, for instance, Taluka Administration, Local Support Network (LSN) members and PPHI focal persons participated. The objective of the meeting was to enhance the coordination among government line departments and LSO-network members for smooth work. This forum also serves to raise issues and challenges encounter at field level related to the development activities, especially the Community Physical Infrastructure (CPI) schemes. During the JDC meeting, Mr. Salman shared the background of the Poverty Reduction Strategy (PRS) and their implementation at the districts. LSN members also shared the issues found in various schools and health centers. Deputy commissioner Mr. Nouman Siddiq Said that LSOs are doing better work at the gross root level. The DC encouraged CI's leaders and CRPs to take part in polio and other vaccination activities at the district level.

## Global Handwashing Day Celebration



Shikarpur, Kamber-shdadkot and Larkana 15<sup>th</sup> October, 2018

Global Hand Washing Day celebrated under the Program for Improved Nutrition in Sindh (PINS) funded by EU. The theme of this year was "clean hand-a recipe for health". Assistant Commissioner Shahdadkot Abdul Kareem, Mr. Mohammed Juman Bughio UC Chairman Karani Larkana, Mr. Jawad Ahmad Larik Assistant Commissioner Shikarpur, Mr. Humair Ahmad Memon (Assistant Commissioner Khanpur) were esteemed guests. They all highlighted the importance of the Global Hand Washing Day, which centers on the harmonization between hand washing and food including food hygiene and nutrition. In last, esteemed guests appreciated the efforts of students who presented tableaux, a demo of hand washing steps and promised to follow the practice of washing hand with soap in their daily routine.

## World Children's Day, Commemorated at USAID/EMO Schools USAID Funded Schools, Sukkur and Khairpur



Sukkur, Khairpur 20-22 November, 2018

World Children's Day was commemorated at Government Girl's High School Numaish Colony Sukkur and Government Boy's High School Sami under the banner of USAID-Hub-Schools project. The objective of the commemoration of this day is to promote international togetherness, awareness among children and improving children's welfare worldwide.

The esteemed guest of the event at Sukkur was Mr. Tariq Ali Chohan (Acting Mayor Sukkur) and Kumail Haider Shah the event commenced with Tableaus of children having free space and their life style for education and at home. Indeed, they also performed different CO-curricular activities and got appreciation. The chief guests of the events applauded the performances of students at Numaish Colony Sukkur. He appreciated the efforts of SRSO and emphasized on officials of education department to replicate progressive and useful practices applying and implementing by SRSO in Government Schools. Syed Kumail Ali Shah, a prominent philanthropist of Sukkur division, Abdul Aziz Hakro, director education Sukkur, and CEO SRSO participated in the event and encouraged the glittering performance of students and appreciated the hard work of teachers and EMO staff of Numaish Colony Sukkur

## World Animal Day Celebrated



Sukkur, Larkana and Shikarpur 4<sup>th</sup> October, 2018

World Animal Day was celebrated under the Brooke Project with the support of the District Livestock departments, Government of Sindh. The objective of the celebration of this day was to spread awareness about the rights and protection of animals. In the last, rally was also organized in which all stakeholders participated. In event SRSO Brooke team with Focal Person Brooke, NRM Manager, district managers, deputy directors livestock, veterinary officers, PVMA members, media persons, and livestock owners participated in said event.



## Managerial Activist Conference Badin

Badin, 15<sup>th</sup> October, 2018



Managerial Activist Conference arranged at community level by community institution at district Badin under Peoples' Poverty Reduction Programme. The esteemed guests of this program were, MPA Ms. Tanzeela Qambrani, Assistant Commissioner and line departments of government of Sindh participated. Indeed, in MAC, Community Institutions' leaders shared their achievements', community self-initiatives and developments are undertaken in PPRP program at village level for uplifting the living standard of households' and empowerment of rural organized women. Chief Guest appreciated the self-initiative and interest of the community to fight against poverty through self-initiative. It embarks the real empowerment of women, that they have changed their lives through collective thinking and community driven development. The chief guest stated, the

women empowerment and poverty reduction can be achieved by having the same wavelength and focus on children's education especially girls.

## PPRP District Khairpur Stall at Shah Abdul Latif University Khairpur

Khairpur, 15<sup>th</sup> October, 2018

Under Peoples' Poverty Reduction Programme funded by Government of Sindh, District Khairpur team in collaboration with and support with Sartyoan Sang (CED sector) displayed a stall at 5th annual One-Day Entrepreneurial Mella, organized by Shah Abdul Latif University Khairpur. The event was inaugurated by Miss Parveen Shah, Vice Chancellor SALU. The purpose of displaying this stall was to encourage the rural women and to promote their handmade, indigenous products. During the visit at stall of SRSO, Vice Chancellor, Shah Abdul Latif University Khairpur, applauded the tremendous work of rural artisans and commented, "These women have done and prepared a number of remarkable handmade products within very limited economic resources"



## Deputy Commissioner visited SRSO Stall at Kashmore@Kandhkot



Kandhkot@Kashmore, 14-16 December, 2018

Educational, literary & cultural festival organized by district administration at Mini Stadium Ground Kandhkot. SRSO team participated by having a Handicrafts products. Mr. Raja Tarique Hussain Chandio-DC Kashmore@Kandhkot inaugurated SRSO craft stall. During his visit, the Deputy Commissioner applauded the efforts and achievements of rural women while visiting the stall and appreciated hand made products.