



NEWSLETTER

The Quarterly Newsletter for SRSO Outreach & Interventions

July-September 2018

Monitoring Evaluation & Research Unit (MER-U)
SRSO Complex, Shikarpur Road, Sukkur.
Phone: 071-56271820 Fax: 071-5627182-111
Web: www.srso.org.pk, feedback: info@srso.org.pk

Inside...

SRSO Operational Area	02
SRSO Cumulative Achievement as of September 2018	03
Detail of SRSO achievements	04
Highlights of the Quarter	11-16



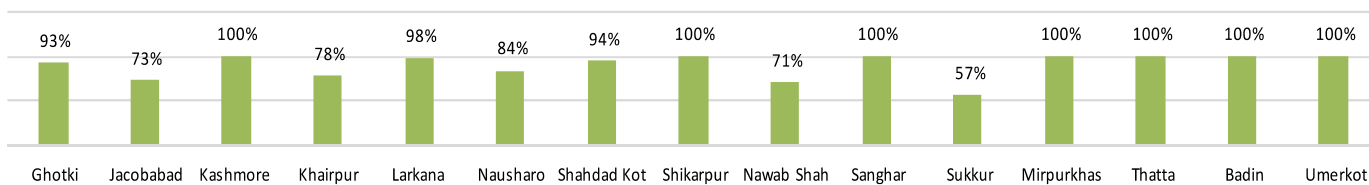
SRSO Cumulative Achievement as of September 2018

S.#	Key Performance Indicators	Achievement as of June-2017	Achievement as of Sept-2018	% increase during Qtr	
1	No. of Operational Districts	15	15	-	
2	No. of Union Councils with SRSO presence	674	676	0.3%	
3	No. of Taluka with SRSO presence	81	81	-	
4	No. of villages with SRSO presence	14,550	14,712	1%	
5	No. of Household Organized	736,707	790,749	7%	
6	VO Formation	9,289	9,693	4%	
7	LSO Formation	193	225	17%	
8	CO- Formation	Female	39,716	42,821	8%
		Male	2,383	2,383	-
		Mix	40	40	-
		Total	42,139	45,244	7%
9	CO-Membership	Female	698,045	752,087	8%
		Male	38,662	38,662	-
		Total	736,707	790,749	7%
10	Community Saving (In million)	Female	140.3	143.0	2%
		Male	6.80	6.80	-
		Total	147.3	149.9	2%
11	Income Generating Grant (IGG) Amount Disbursed (In Million)	101.52	114.13	12%	
12	No. of IGG Beneficiaries	9,422	10,152	8%	
13	Community Investment Fund (CIF) amount disbursed (In Million)	1,316.56	1,400.17	6%	
14	No. of CIF Beneficiaries	120,649	128,023	6%	
15	Total amount of Microcredit disbursed (In Million)	12,228.68	12,568.82	3%	
16	No. of Beneficiaries of Micro Credit Programme	615,951	627,414	2%	
17	No of Community members trained in vocational skill Training	56,136	56,136	4%	
18	No of Community members trained	284,247	285,730	1%	
19	Community Members trained as TBAs	4,777	4,777	-	
20	Micro Health Insurance (Clients)	651,771	666,523	2%	
21	Community Members Insured in Micro Health Insurance (Head Count)	619,197	619,197	-	
22	No. of Community Physical Infrastructure (CPIs)	26,479	26,485	0.02%	
23	Total amount of CPIs (In Millions)	1,378	1,382	1%	
24	Total Beneficiary Households	229,265	230,665	1%	
25	No of Low Cost Houses	18,427	18,730	2%	
26	No of Poultry layers distributed	19,521	19,521	-	
27	No of trees Planted	836,386	836,386	-	
28	No of Kitchen Gardening	15,878	15,878	-	

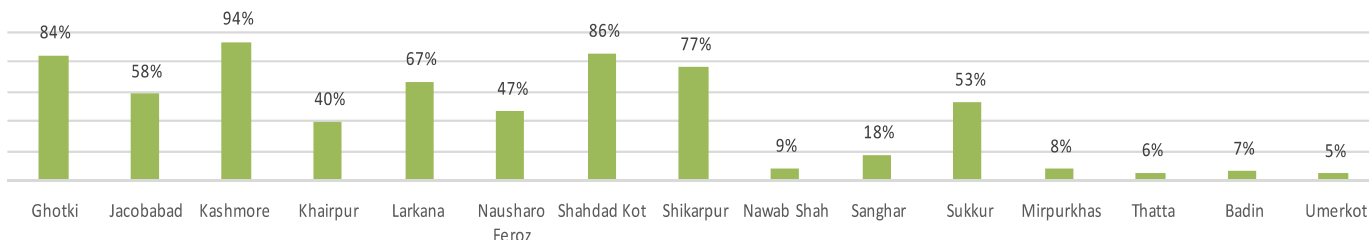
Note: 11,584 Credit Groups and 152,146 organized HHs of Micro Finance section are excluded from SM data base.



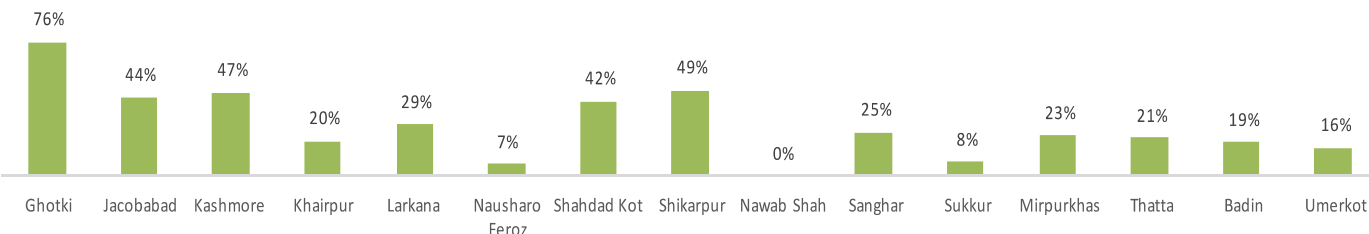
District wise Union Council Coverage as of September 2018



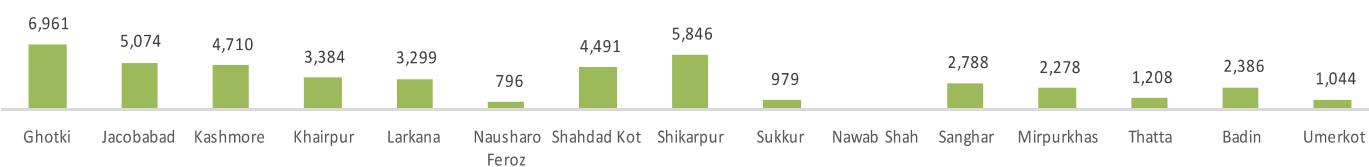
District wise Village Coverage as of September 2018



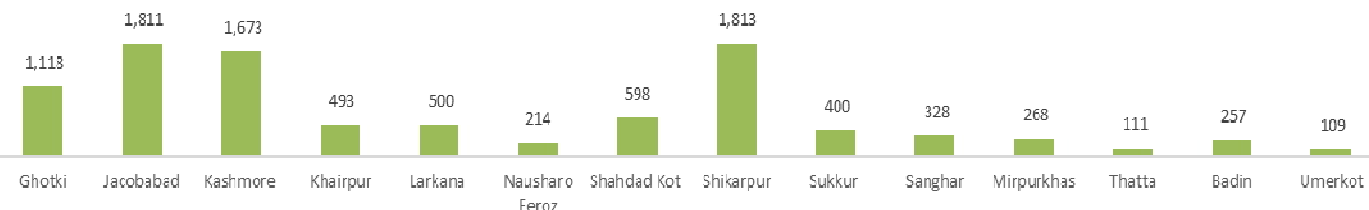
District wise Household Coverage as of September 2018



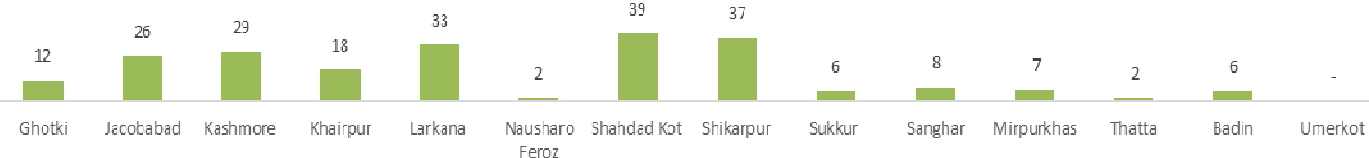
District wise Breakup of Community Organization (COs) as of September 2018



District wise Breakup of Village Organization (VOs) Formation as of September 2018

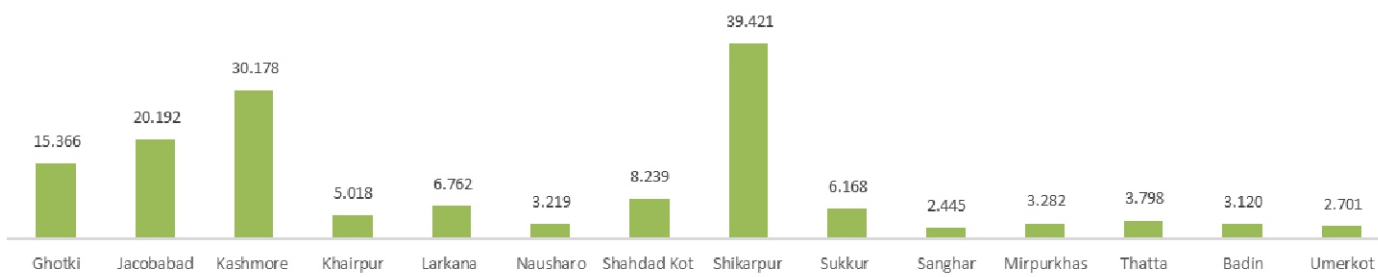


District wise Breakup of LSOs as of September 2018

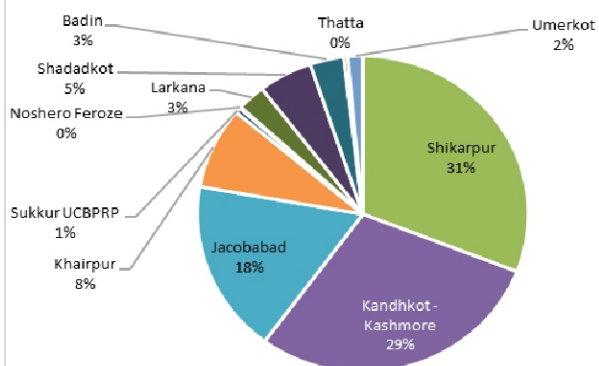




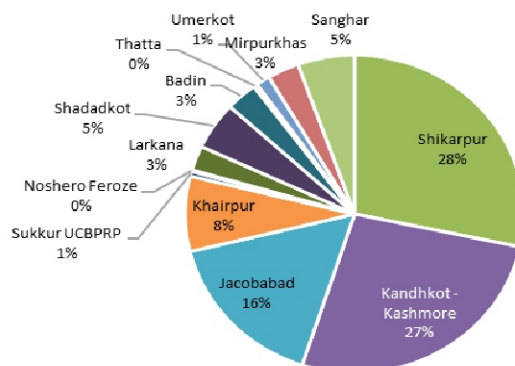
District wise Breakup of Community Saving as of September 2018



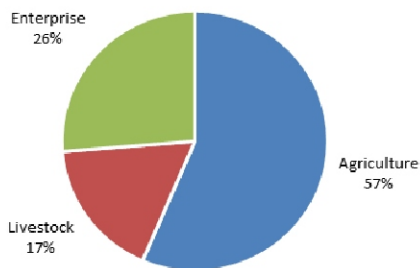
District Wise Break up of Income Generating Grants (IGG) as of September 2018



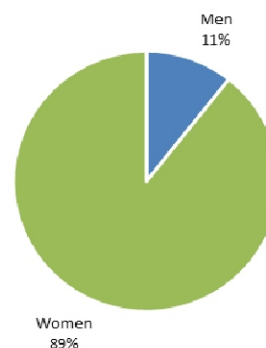
District Wise Break Up of Community Investment fund (CIF) Chart Title as of September 2018



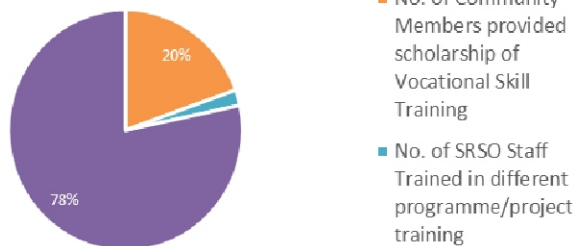
Sector Wise Microcredit Disbursement as of September 2018



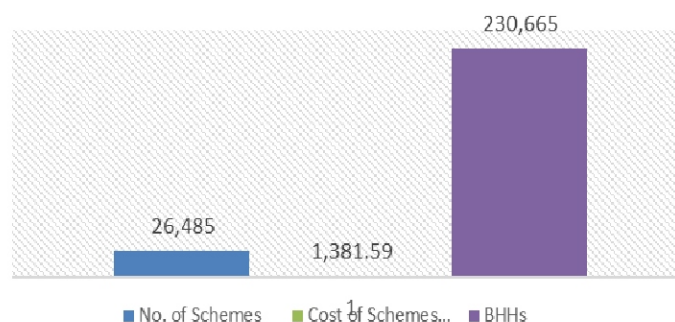
Gender Wise Microcredit Disbursement as of September 2018



Summary of Staff & Community members trained as of September 2018



Summary of CPI as of September 2018





Geographical Coverage

Sr.#	District		Total No. of area in the District	# of SRSO intervened area as of June 2018	# of SRSO intervened area as of Sept 2018	% increase during Qtr	% of total area coverage as of Sept 2018
1	Ghotki	Union Council	40	37	37	-	93%
		Village	2,464	2,080	2,080	-	84%
		Household	159,314	120,767	120,767	-	76%
2	Jacobabad	Union Council	40	29	29	-	73%
		Village	3,110	1,811	1,811	-	58%
		Household	191,633	84,893	84,893	-	44%
3	Kashmore	Union Council	37	37	37	-	100%
		Village	1,786	1,673	1,673	-	94%
		Household	170,421	80,345	80,345	-	47%
4	Khairpur	Union Council	76	59	59	-	78%
		Village	3,254	1,296	1,296	-	40%
		Household	305,137	46,618	61,024	31%	20%
5	Larkana	Union Council	47	46	46	-	98%
		Village	1,590	1,077	1,077	-	67%
		Household	217,208	64,262	64,262	-	29%
6	Naushahro Feroz	Union Council	51	43	43	-	84%
		Village	2,192	1,028	1,028	-	47%
		Household	219,772	14,325	14,325	-	7%
7	Shahdad Kot	Union Council	52	49	49	-	94%
		Village	1,561	1,355	1,335	-	86%
		Household	211,612	83,340	89,651	8%	42%
8	Shikarpur	Union Council	50	50	50	-	100%
		Village	2,414	1,848	1,848	-	77%
		Household	210,530	102,306	102,306	-	49%
9	Sukkur	Union Council	46	26	26	-	57%
		Village	1,664	881	881	-	53%
		Household	183,500	14,429	14,429	-	8%
10	Nawab Shah	Union Council	51	36	36	-	71%
		Village	4,104	362	362	-	9%
		Household	213,304	-	-	-	-
11	Sanghar	Union Council	71	71	71	-	100%
		Village	3,351	489	592	21%	18%
		Household	196,788	37,191	48,916	32%	25%
12	Mirpurkhas	Union Council	55	55	55	-	100%
		Village	3,223	147	268	82%	8%
		Household	153,016	26,567	35,097	32%	23%
13	Thatta	Union Council	33	33	33	-	100%
		Village	1,934	138	138	-	6%
		Household	88,092	1,7144	18,813	10%	21%
14	Badin	Union Council	68	68	68	-	100%
		Village	3,800	160	257	61%	7%
		Household	208,709	25,577	39,550	55%	19%
15	Umerkot	Union Council	35	35	35	-	100%
		Village	2,103	72	110	53%	5%
		Household	109,365	16,943	17,670	4%	16%
GRAND TOTAL		Union Council	752	674	674	-	90%
		Village	38,550	14,550	14,759	1%	37%
		Household	2,838,401	736,707	790,749	7%	26%



Sr.#	District	Formation of Community Institution Community Organizations (COs) Village Organization (VOs) Local Support Organizations (LSOs)	Organized Coverage		
			# of CO/VO/LSO formed as of June 2018	# of CO/VO/LSO formed as of Sept: 2018	% increase during Qtr
1	Ghotki	Community Organizations (COs)	6,961	6,961	-
		Village Organizations (VOs)	1,118	1,118	-
		Local Support Organizations (LSOs)	12	12	-
2	Jacobabad	Community Organizations (COs)	5,074	5,074	-
		Village Organizations (VOs)	1,811	1,811	-
		Local Support Organizations (LSOs)	26	26	-
3	Kashmore	Community Organizations (COs)	4,710	4,710	-
		Village Organizations (VOs)	1,673	1,673	-
		Local Support Organizations (LSOs)	29	29	-
4	Khairpur	Community Organizations (COs)	2,794	3,384	21%
		Village Organizations (VOs)	493	493	-
		Local Support Organizations (LSOs)	18	18	-
5	Larkana	Community Organizations (COs)	3,095	3,299	7%
		Village Organizations (VOs)	473	500	6%
		Local Support Organizations (LSOs)	28	33	18%
6	Naushahro Feroz	Community Organizations (COs)	796	796	-
		Village Organizations (VOs)	158	214	35%
		Local Support Organizations (LSOs)	2	2	-
7	Shahdad Kot	Community Organizations (COs)	4,553	44,553	-
		Village Organizations (VOs)	572	598	5%
		Local Support Organizations (LSOs)	33	39	18%
8	Shikarpur	Community Organizations (COs)	5,846	5,846	-
		Village Organizations (VOs)	1,813	1,813	-
		Local Support Organizations (LSOs)	37	37	-
9	Sukkur	Community Organizations (COs)	979	979	-
		Village Organizations (VOs)	400	400	-
		Local Support Organizations (LSOs)	6	6	-
10	Sanghar	Community Organizations (COs)	2,112	2,788	32%
		Village Organizations (VOs)	242	328	36%
		Local Support Organizations (LSOs)	2	8	300%
11	Mirpurkhas	Community Organizations (COs)	1,665	2,278	37%
		Village Organizations (VOs)	156	268	72%
		Local Support Organizations (LSOs)	-	7	100%
12	Thatta	Community Organizations (COs)	959	1,208	26%
		Village Organizations (VOs)	72	111	54%
		Local Support Organizations (LSOs)	-	2	100%
13	Badin	Community Organizations (COs)	1,602	2,386	49%
		Village Organizations (VOs)	168	257	53%
		Local Support Organizations (LSOs)	-	6	100%
14	Umerkot	Community Organizations (COs)	993	1,044	5%
		Village Organizations (VOs)	84	109	30%
		Local Support Organizations (LSOs)	-	-	-
GRAND TOTAL		Community Organizations (COs)	42,139	45,244	7%
		Village Organizations (VOs)	9,289	9,693	4%
		Local Support Organizations (LSOs)	193	225	17%



Community Saving

Sr.#	District	Community Saving as of June 2018 (In Millions)	Community Saving as of Sept: 2018 (In Millions)	% increase during Qtr
1	Ghotki	15.37	15.37	-
2	Jacobabad	20.19	20.192	0.01%
3	Kashmore	30.17	30.178	0.03%
4	Khairpur	5.018	5.018	-
5	Larkana	6.762	6.762	-
6	Naushahro Feroz	3.260	3.260	-
7	Shahdad Kot	8.239	8.239	-
8	Shikarpur	39.31	39.421	0.28%
9	Sukkur	6.168	6.168	-
10	Sanghar	2.361	2.445	3.56%
11	Mirpurkhas	2.561	3.282	28.15%
12	Thatta	2.045	3.798	85.15%
13	Badin	2.984	3.120	4.56%
14	Umerkot	2.687	2.701	0.52%
	TOTAL	147.20	149.909	1.84%

Income Generating Grants (IGG) (Women Beneficiaries 100%)

S.no	Districts	as of June 2018		as of Sept: 2018		% increase during Qtr
		# of Benf:	Amount disbursed (In Millions)	# of Benf:	Amount disbursed (In Millions)	
1	Shikarpur	3,717	39.50	3,717	39.50	-
2	Kandhkot - Kashmore	2,543	26.13	2,543	26.13	-
3	Jacobabad	1,348	17.31	1,348	17.31	-
4	Khairpur	441	4.52	441	4.52	-
5	Badin	442	4.53	648	8.43	86%
6	Thatta	48	0.49	79	8.00	100%
7	Umerkot	212	2.15	320	4.02	87%
8	Mirpurkhas	252	2.45	252	2.54	4%
9	Sanghar	419	4.32	513	7.05	63%
	Total IGG Disbursed	9,422	101.52	9,861	117.5	16%

Community Investment Fund (CIF)

S. No	Districts	as of June 2018		as of Sep: 2018		% increase during Qtr
		# of Benf:	Amount disbursed (In Millions)	# of Benf:	Amount disbursed (In Millions)	
1	Shikarpur	40,239	396.51	40,239	396.51	-
2	Kandhkot - Kashmore	35,863	374.07	35,863	374.07	-
3	Jacobabad	18,371	220.87	18,371	226.43	-
4	Khairpur	9,958	106.91	9,958	106.91	-
5	Sukkur UCPRP	513	7.05	513	7.05	-
6	Noshero Feroze	370	1.85	370	1.85	-
7	Larkana	2,633	35.20	2,633	35.20	-
8	Shahdadkot	2,544	34.98	5,236	67.61	93%
9	Badin	1,941	24.26	3,492	42.34	75%
10	Thatta	341	4.377	781	50.45	100%
11	Umerkot	933	12.79	1,630	18.73	46%
12	Mirpurkhas	2,210	29.95	3,234	42.34	41%
13	Sanghar	4,733	62.16	5,703	76.08	22%
	Total CIF Disbursed (In Million)	120,649	1,316.563	124,792	1,445.57	10%

Micro Finance (MF)

S.no		Amount disbursed as of Sept: 2018
1	Total Amount of Micro Credit Disbursement (In Milli	12,568.82
	Men	1,338.66
	Women	11,230.16
2	No. of Loans	615,951
	Male	67,465
	Female	559,949
3	Sectoral Disbursement	12,568.80
	Agriculture	7,094.26
	Livestock	2,174.41
	Enterprise	3,300.12



Community Physical Infrastructure (CPIs)

S.#	Types of CPI Schemes	Achievement as of Sept: 2018		
		No. of Schemes	Cost of Schemes (In Millions)	BHHs
	Total of CPI Schemes	26,485	1,381.59	230,665
1	Sanitation	15,958	199.89	87,738
2	Street Pavement & Sanitation	44	209.07	9,022
3	Drinking Water Supply Schemes (DWSS)	9,534	349.49	51,829
4	Low Cost Village Improvement Schemes (LCVI)	72	127.09	7,248
5	Communication	354	195.66	27,824
6	Irrigation	449	189.77	13,770
7	IAUP	1	2.09	75
8	Water Filter Plants by GoS	40	23.58	28,570
9	Street Lighting on solar system	5	5.00	301
10	Schools Renovation/Construction	28	79.96	4,288

Low Cost Housing (LCH)

S.#	Housing Schemes	No of Houses	Cost of Houses (In Millions)	BHHs
	Total of Housing Schemes	18,427	1,322.25	18,427
11	Low Cost Housing Scheme (2007-2018)	17,937	1208.62	17,937
12	Benazir Housing Cell (2015-2016)	490	113.63	490

Note: During Rehabilitation Phase 2010, SRSO constructed 600 Houses in Jamshoro with financial Support of USAID.

Human Resource Development (HRD)

Sr.#	Key Performance Indicator	Achievement as of June-2018	Achievement as of Sep-2018	% increase during Qtr
1	No. of Community Members provided scholarship for Vocational Skill Training	56,134	57,124	2%
2	No. of Community Members trained in Community Management Skill Training	228,111	228,606	0.02%
3	No. of SRSO Staff Trained in different programme/project training	6,076	6,178	2%

Micro Health Insurance (MHI)

Sr.#	Key Performance Indicator	Achievement as of June-2018	Achievement as of Sept-2018	% increase during Qtr
1	No. of Community Members provided Micro Health Insurance Cover	651,771	666,523	2%
2	No. of Community Members Treated through MHI	8,516	8,765	3%
	Men	2,768	2,768	0.0%
	Women	5,748	5,997	4%
3	Amount of claims availed by Community (In Million)	121.683	127.403	5%



Sindh Union Council and Community Economic Strengthening Support (SUCCESS)



District Larkana & Kambar-Shahdadkot (February 2016- January 2021)

Project Activities	Unit	Programme Targets	Cumulative Achievement as of Sept 2018	%
Poverty Scorecard Census	UC	99	99	100%
Households Census	Household	280,823	267,823	95%
Population Census	Person	1,939,008	1,849,250	95%
Number of HHs organized	Household	200,867	152,616	76%
Formation of Community Organizations (CO)	CO	10,043	7,790	78%
Formation of Village Organization (VO)	VO	1,255	1,098	87%
Formation of Local Support Organizations (LSO)	LSO	99	72	73%
CMST of COs office bearers	Person	25,108	14,222	57%
LMST of VOs office bearers	Person	3,138	2,135	68%
Activists workshops for office bearers of LSO / VO / CO	Event	252	191	76%
Training of field staff on Community Awareness Training (CAT)	Person	79	79	100%
CRP Training on CIF and CAT (VO based CRPs)	Person	1,569	616	39%
Training of Book Keeper/Accountant	Person	1,354	469	35%
No of Beneficiaries trained in Vocational and Technical Skills	Person	36,500	874	2%
No of beneficiaries insured in Micro Health Insurance programme	Person	40,500	23,883	59%
No of CPI Schemes Initiated	Number	949	123	13%
No of CPI Schemes Completed	Number	949	43	5%



Expansion of Union Council Based Poverty Reduction Programme



District Khairpur, Sanghar, Mirpurkhas, Umerkot, Badin & Thatta (June 2017-May 2020)

Project Activities	Unit	Programme Targets	Cumulative Achievement as of Sept 2018	%
Poverty Scorecard Census	UC	321	323	101%
Households Census	Household	1,023,605	950,337	93%
Population Census	Person	6,141,630	5,702,022	93%
Number of HHs organized	Household	716,544	221,070	31%
Formation of Community Organizations (CO)	CO	39,808	1,3088	33%
Formation of Village Organization (VO)	VO	4,975	1,360	27%
Formation of Local Support Organizations (LSO)	LSO	321	32	10%
Capacity Building of CO members	Person	79,617	22,047	28%
Capacity Building of VO members	Person	29,859	6,047	20%
Capacity Building of LSO members	person	1,926	-	0%
No of Beneficiaries trained in Vocational and Technical Skills	Person	32,244	2,390	7%
No of Households given CIF	Household	122,835	20,040	16%
No of Households given IGG	Household	30,708	2,169	7%
Formation of Business Development Groups (BDGs)	No	321	10	3%
No of Low Cost Housing Scheme Initiated	Number	8,599	791	9%
No of Low Cost Housing Scheme Completed	Number	8,599	21	0.24%

RSPs Management Paid an official visit to Jacobabad



On 6th & 18th July 2018 Rural Support Program Network (RSPN) and National (NRSP) Officials visited community institution in district Jacobabad. Mr. Khaleel Tetlay (COO RSPN) visited Village Faazil Brohi, UC Garhi Chand District Jacobabad, where VO Officer bearer briefed him about different running projects at community level mainly Waseela e Taleem Programme (WeT) and Reproductive Health system through social marketing Projects activities.

These activities are undertaken at a CO/VO platform for community development. VO office bearers presented their initiatives and

achievements. These women spoke about the positive changes in their livelihoods and lives through these interventions at community level.

Mr. Agha Ali Jawad (GM NRSP) along with NRSP delegation also visited SRSO and BISP offices at Jacobabad, Erstwhile, they moved to LSO Murk UC Garhi Chand District Jacobabad for assessment of BIS beneficiaries that how BISP program can support them under Waseela e Taleem Project, mainly to enhance the enrolment and improving livelihoods. Meanwhile, LSO representatives shared the UCBRP accomplishments and BISP Waseela-e-Taleem activities in detail. Delegation applauded the efforts of rural women for the initiatives and community driven development.



A celebration of Independence Day



SRSO Social Services Sector under USAID Hub Schools' Program celebrated 14th August Independence day celebrations at Government Girls High school Numaish Colony, and Government Boys High school Sami, with the collaboration of the GoS Education Department. The students of both schools were looking rejoiced and charged while performing and delivering speeches, tableaux, and other performances. The chief guest of the event was Mr. Riaz Hussain Wasan, ADC-1 District Khairpur at Govt Boys School Sami whereas, Mr. Muhammad Dittal Kalhoro, CEO-SRSO remained the chief guest of the event at Numaish Colony. Both chief guests also delivered the speeches and spotlighted the significance of Independence Day and encouraged students, teachers, and organizers. ADC I District Khairpur planted a tree in the School.



Brooke International Social Mobilization (SM) Team Visit



On 05th September 2018, Brooke International (Social Mobilization team from Northern areas of KPK and Punjab) paid an official visit to SRSO community institutions (CO/VO/LSO) sustainability and well established Equine Welfare Groups for learning and sharing their experiences of Social Mobilization at the community level. The team visited Baloch Khan and Yar Muhammad Bhatti villages and hold a meeting with CO/VO/LSO members. Brook team also visited Community Management Skills Training (CMST) in same village.

The team appreciated Social Mobilization efforts made by the SRSO and admired the best practices and experiences shared by community members in a wholly developmental perspective.

The delegated team highlighted the Equine Welfare Practitioners (EWP) which covers all aspects of working with equines in the welfare context. The EWP Training Program aims to create a best code of practices within Equine Welfare.

Managerial Activist Conference- PPRP Badin



Under Peoples' Poverty Reduction Programme (PPRP) funded by the Government of Sindh, District Badin organized a community institutions (CO/VO) Managerial Activist Conference (MAC) at the District Office. The esteemed guests of this MAC were: Mr. Asif Jan Siddique-Deputy Commissioner and Dr. Ali Nawaz - Additional Deputy Commissioner-I and 150 women from 5 tehsils of District Badin also participated. Indeed, officials from Sindh Government line departments Health and Social Welfare also participated in the conference.

In the pursuit to MAC, the cheques of Community Investment Fund (CIF) and Low-cost housing schemes (LCH) were also distributed among the beneficiaries. During this MAC, VO leaders presented their achievements by taking self-initiatives for community-driven development as a

result of collective thinking mainly from their savings and linkages with other organizations and GoS line departments.

Meanwhile, they also shared journey experience with SRSO and after folding themselves into Community institutions impact at community level. The focus of their presentation was the empowerment of rural women and self-reliance and access to social and cognitive access to them and their future generation through a participatory approach. Community institution leaders and members recognize the PPRP Government and applaud the Government of Sindh for this poverty reduction program at the household level. All in all, guests delivered their speeches and appreciated the contribution and efforts of SRSO for the working at the community level for their upbringing their life standards and assist them in poverty reduction through harnessing their innate potential.

Independence Day Celebrations by Community Institutions



Independence Day was celebrated under Peoples' Poverty Reduction Programme (PPRP) in the District Sanghar, Thatta, MirpurKhas, Umerkot, Khairpur and Badin. Community institution leaders called the community conferences by inviting the three pillar leaders: Social, Political and administrative. All the participants especially the leaders of Community Institutions and rural women celebrated the day by paying tribute to the national heroes who strived for independence. In pertinent to this, a tree plantation campaign was also launched in their villages for climate change mitigation.

In addition to the celebration of the independent day, District Sanghar, Community arranged Managerial Activist Conference MAC of Community institutions (CO/VO), where Assistant Deputy Commissioner Mr. Shoukat Ujjan was the esteemed Guest of the conference. On the reflection of day, the community also organized a walk for 14th August celebrations and Tree Plantation Campaign.

Erstwhile, In VO Sitara, Village Rana Mal UC Kumb Danno and LSO Sada Abad-UC Bhopi Talka Khipro also celebrated Independence Day celebrations at the community level by a community gathering in a routine VO meeting. Where, Assistant Commissioner Taluka Sinjhor Mr. Iqbal Hussain Jandan, Team Leader PPRP Dr. Ghulam Rasool Samejo, Sr. Manager IMSD Niaz Hingoro, and Sanghar team participated. In last, Assistant Commissioner assured full support and implanted plants after plantation walk. All participants encouraged the local women for organizing such event and recognized their efforts for local community-driven development self-initiatives.



Community Institution (LSO) Initiatives



On the holy occasion of Eid-ul-Adha celebrations, LSO Roshni organized a ritual ceremony of slaughtering the animals in a customary way. Earlier this day, Community Institutions (Co/VO/LSO), Office Bearers and Members passed a resolution during the meeting for this initiative of the slaughtering the animals with mutual distribution and a small portion of their institution's savings.

On Eid day, Local Support Organization Roshni arranged a meeting on Eid day, later they slaughtered the animal. Meanwhile, they also distributed a food made of meat among poor households at the community level. It is basically commemorating the faith of Abraham and devotion to Allah. According to the Islamic tradition, Muslims sacrifice the animals on a holy day.



Measles Awareness Campaign Launching at District Badin



In pursuit of Measles awareness at the community level, SRSO District Badin office organized a community Conference under the Peoples' Poverty Reduction Program, where Mr. Asif Jan Siddique Deputy Commissioner and Dr. Ali Nawaz Additional Deputy Commissioner-I were esteemed guests. They launched the Measles Awareness Campaign at Community Level, which is urging the parents to vaccinate every child in their household and community against measles.

Officials said the measles campaign in Sindh was part of the National Measles Vaccination Campaign. Indeed, the measles epidemic had been claiming lives and the vaccination drive would help build immunity in children against the deadly disease. During the event, speakers focused on health education at the community level and acknowledged the efforts of Community Institutions those are encouraged to address poverty reduction and health precautions. Furthermore, He added that the measles vaccine are available free of cost at public and private health facilities and outreach sites where parents should bring their children for vaccination.

Tree Plantation Campaign at GoS-PPRP Districts



Additional Deputy Commissioner Mr. Shoukat Ali Ujjan planted a tree at SRSO District Office Sanghar on the occasion of 14th August. He formally commenced a 'Green and Clean Sindh Campaign' in district Sanghar. During the campaign, community institutions distributed tree saplings at the community level.

Mr. Shoukat spotlighted the purpose of the campaign was to encourage communities, civil society, and government departments to collectively play part in the plantation of trees to mitigate climate change challenges.

In District Badin, Mr. Zulfiqar Nizamani Assistant Commissioner Tehsil Shaheed Fazul Rahu, Mr. Naem Ahmed Soomro Assistant Commissioner Tehsil Tando Bago and Mr. Din Mohammad Gadahi Assistant Director Social Welfare participated in the Tree Plantation campaign. While addressing to the community, they appreciated their motives and encouraged them to plant more as they can.

ENCLUDE team visits SUCCESS for a study on Women Empowerment



A team from ENCLUDE headed by Ms. Durre Shahwaar [CO-Investigator] visited District Larkana. The team conducted different meetings with CIs including CO Nida, VO Almani and LSO Laat. The community leaders shared their recent activities being undertaken under the EU funded SUCCESS programme and their initiatives and accomplishments so far.

In pertinent to visit, the team discussed the issues, problems, and challenges being encountered at the community level for adopting settlement and mobility issues. Community leaders shared that the development within these areas is witnessing the women empowerment and now becoming the source of inspiration for other rural women throughout the province. The ENCLUDE team applauds the passion, zeal, and strategies witnessed. After meetings in various Community Institutions. They said the women under EU funded SUCCESS, is doing great things and taking viable initiatives which revealing positive impact.

EID-Bachat Bazar



Community Institutions (CIs) leaders in District Khairpur collected the handmade products made by trainees to be Vocational Training Programmes managed under Peoples' Poverty Reduction Program (PPRP) centers. Community institutions contacted with certified pax and collected it and later decided to sale it out on eid day on lowest prices for poor community members. In this regard, they arranged a Bachat Bazar to facilitate the poor community members. The proactive thought of the CIs allowed them to sale the stocked material conversely it also helped the poor community members to celebrate the Eid day like others.

MoU signing between SRSO & ExD for Indigenous Products Online sell

On 14th, September 2018, Sartyoon Sang has signed a MoU with Excellence Delivered (ExD) Private Ltd. for the online sale of handmade products. This step will promote indigenous products made by rural artisans. This opportunity was a step towards promoting Business Development Groups products through online sale. In pursuance, ExD will develop a page for each BDG group separately on the web portal and maintained on daily basis. Artisans' Indigenous Products will be available on the website for selling purposes. Initially, 50 BDGs products' will be displayed on the website, while remaining will be uploaded within one year.





EU's Culture Experts Mission Visits SUCCESS programme



On 29 September 2018, The EU's Culture Experts Mission comprising of Ms. Virginie Wyart and Mr. Rashad Bukhari along with CEO RSPN Ms. Shandana Khan visited District Larkana. The mission visited the archaeological place of Mohen-jo-Daro and also attended a community leaders/activists workshop in a village near the by historical site. The purpose of their visit was to witness the cultural places, activities, and products, and how these can be useful in linking with the livelihood in rural areas.

The LSO leaders shared their achievements, self-initiative and financial support received under the EU funded SUCCESS Programme and they also shared their future plans and strategies to ensure the community-driven local development in their areas.

Mission Official Ms. Virginie Wyart interacted with rural women and discussed the opportunities, abilities, potentials the organized women. The mission discussed with women leaders and SUCCESS beneficiaries about their recent activities, accomplishments from a cultural point of view.

Furthermore, the experts also discussed how culture can be involved or used as a source of income to improve the economic conditions of poor households. The mission also visits at the stall of cultural products being organized in the same village. All in all, they admired the contributions of organized women in income generation and the production of cultural products.

