



# Newsletter

The Quarterly Newsletter for  
SRSO Outreach & Interventions

July - September 2021



## Inside...

|  |       |
|--|-------|
| SRSO Operational Area                                | 02    |
| SRSO Cumulative Achievements<br>as of September 2021 | 03    |
| Detail of SRSO achievements                          | 04    |
| Highlights of the Quarter                            | 11-20 |

### Monitoring, Evaluation & Research Unit (MER-U)

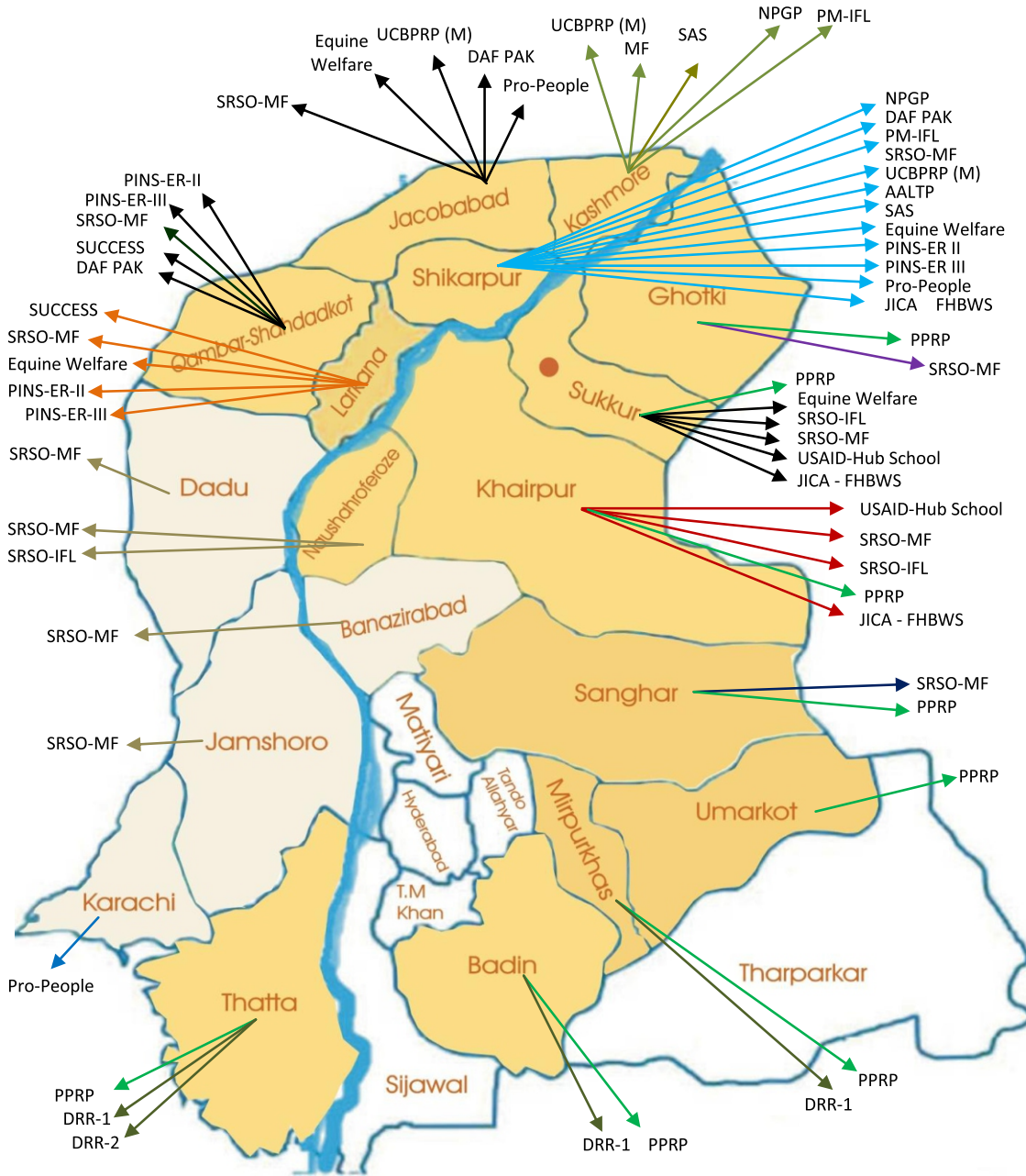
📍 SRSO Complex, Shikarpur Road Sukkur (Sindh), Pakistan.

☎ 071-56271820 📠 071-5627182-111

🌐 [www.srso.org.pk](http://www.srso.org.pk) ✉ [info@srso.org.pk](mailto:info@srso.org.pk)



## Sindh Rural Support Organization (SRSO) Operational Areas



### ON GOING PROJECTS

- UCBPRP (M)**  
Union Council Based Poverty Reduction Programme (Maintenance Phase)  
Funded by: P&D-GoS
- Equine Welfare Project**  
Funded by: BROOKE
- PPRP**  
Peoples Poverty Reduction Programme  
Funded by: GoS
- SRSO-Microfinance**  
Funded by: SRSO
- SEF- Assisted School (SAS) Program**  
Funded by: SEF
- PM-IFL**  
Prime Minister Interest Free Loan  
Funded by: PPAF-GoP
- USAID-Hub School**  
Funded by: USAID-GoS
- SUCCESS**  
Sindh Union Council and Community Economic Strengthening Support Program  
Funded by: European Union (EU)
- SRSO-IFL**  
(Interest Free Loan)  
Funded by: GOS
- AALTP**  
Adolescent & Adult Learning & Training Program  
Funded by: SEF - GoS
- IALP**  
Improving Adolescent live in Pakistan  
Funded by: IKEA-UNICEF
- PINS**  
Programme for Improved Nutrition in Sindh  
Funded by: P&D-GoS - EU
- DAF PAK**  
Delivering Accelerated Family Planning in Pakistan  
Funded by: PSI - DFID
- JICA - FHBWS**  
Improvement of Livelihood and Female Home-Based workers in informal Economic Section in Sindh Province  
Funded by: JICA
- Pro-People**  
Promotion of the Rights of Older People in Pakistan (Pro-People) Sindh  
Funded by: HelpAge Germany & BMZ
- NPGP**  
National Poverty Graduation Programme  
Funded by: IFAD-GoP
- DRR-Project-1**  
Funded by: SIDA
- DRR-Project-2**  
Funded by: ECHO

### VISION

To perceive Socially and Economically empowered Communities especially the marginalized ones and helping create a proactive Community Organizations by attitudinal change by setting free people's Potentials and willingness to alleviate poverty.

### MISSION

To meet the challenge of battering poverty and help the poor to get above the poverty line and have a standard life. To help marginalized rural people harness their potential to bring about change in their quality of life on a self help basis.

### OBJECTIVES

- To unleash people's potential and willingness to alleviate poverty in Sindh
- To reinforce and compliment Government of Pakistan's policy of Poverty Alleviation
- To support and strengthen Government of Sindh's efforts to translate Poverty reduction strategies into actions

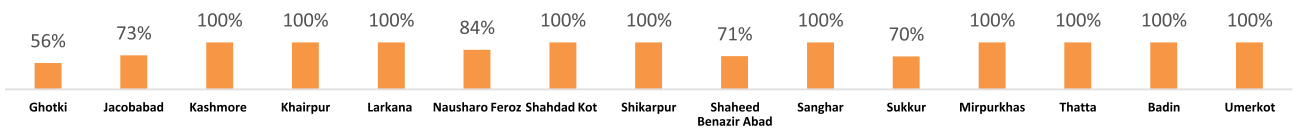


## SRSO CUMULATIVE ACHIEVEMENTS AS OF SEPTEMBER 2021

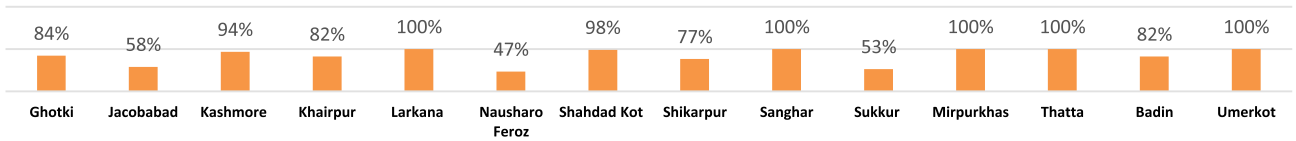
| S. No. | Key Performance Indicators   | Achievement as of June 2021 | Achievement as of September 2021 | % increase during Qtr: |    |
|--------|--|-----------------------------|----------------------------------|------------------------|----|
| 1      | No. of Operational Districts   | 15                          | 15                               | 0%                     |    |
| 2      | No. of Union Councils with SRSO presence                                 | 722                         | 722                              | 0%                     |    |
| 3      | No. of Taluka with SRSO presence   | 86                          | 86                               | 0%                     |    |
| 4      | No. of Villages with SRSO presence                                       | 16,140                      | 16,287                           | 1%                     |    |
| 5      | No. of Household Organized   | 1,322,911                   | 1,358,106                        | 3%                     |    |
| 6      | VO Formation   | 13,486                      | 13,632                           | 1%                     |    |
| 7      | LSO Formation  | 558                         | 569                              | 2%                     |    |
| 8      | CO- Formation  | Female                      | 71,889                           | 73,645                 | 2% |
|        |  | Male                        | 2,383                            | 2,383                  | 0% |
|        |  | Mix                         | 40                               | 40                     | 0% |
|        |  | Total                       | 74,312                           | 76,068                 | 2% |
| 9      | CO-Membership  | Female                      | 1,267,446                        | 1,319,444              | 3% |
|        |  | Male                        | 38,662                           | 38,662                 | 0% |
|        |  | Total                       | 1,306,108                        | 1,358,106              | 3% |
| 10     | Community Saving (In million)  | Female                      | 236.14                           | 236.14                 | 0% |
|        |  | Male                        | 6.80                             | 6.80                   | 0% |
|        |  | Total                       | 242.94                           | 242.94                 | 0% |
| 11     | Income Generating Grant (IGG) Amount Disbursed (In Million)              | 483                         | 495                              | 2%                     |    |
|        | No. of IGG Beneficiaries   | 37,560                      | 37,639                           | 0.2%                   |    |
| 12     | Community Investment Fund (CIF) amount disbursed (In Million)-Seed Money | 2,680                       | 2,697                            | 1%                     |    |
|        | No. of CIF Beneficiaries   | 210,273                     | 211,100                          | 4%                     |    |
| 13     | Total amount of Microcredit disbursed (In Million)                       | 18,511                      | 19,130                           | 3%                     |    |
|        | No. of Beneficiaries of Micro Credit Programme                           | 810,088                     | 826,999                          | 2%                     |    |
| 14     | No of Community members trained in vocational skill Training             | 87,006                      | 88,631                           | 2%                     |    |
| 15     | No of Community members trained  | 371,804                     | 376,428                          | 1%                     |    |
| 16     | Community Members trained as TBAs  | 4,777                       | 4,777                            | 0%                     |    |
| 17     | Micro Health Insurance (Clients)   | 898,080                     | 949,586                          | 6%                     |    |
|        | Community Members Insured in Micro Health Insurance (Head Count)         | 673,250                     | 673,250                          | 0%                     |    |
| 18     | No. of Community Physical Infrastructure (CPIs)                          | 27,066                      | 27,121                           | 0.02%                  |    |
|        | Total amount of CPIs (In Millions)                                       | 1,624                       | 1,647                            | 1%                     |    |
|        | Total Beneficiary Households   | 291,612                     | 296,535                          | 2%                     |    |
| 19     | No of Low Cost Houses  | 23,679                      | 24,185                           | 2%                     |    |
| 20     | No of Poultry layers distributed   | 20,921                      | 24,900                           | 19%                    |    |
| 21     | No of trees Planted  | 857,540                     | 858,562                          | 0.1%                   |    |



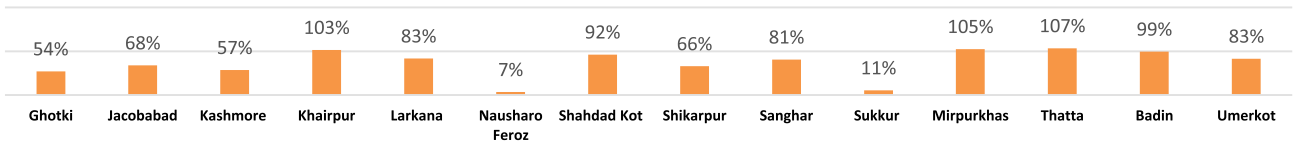
### DISTRICT WISE UNION COUNCIL COVERAGE AS OF SEPTEMBER 2021



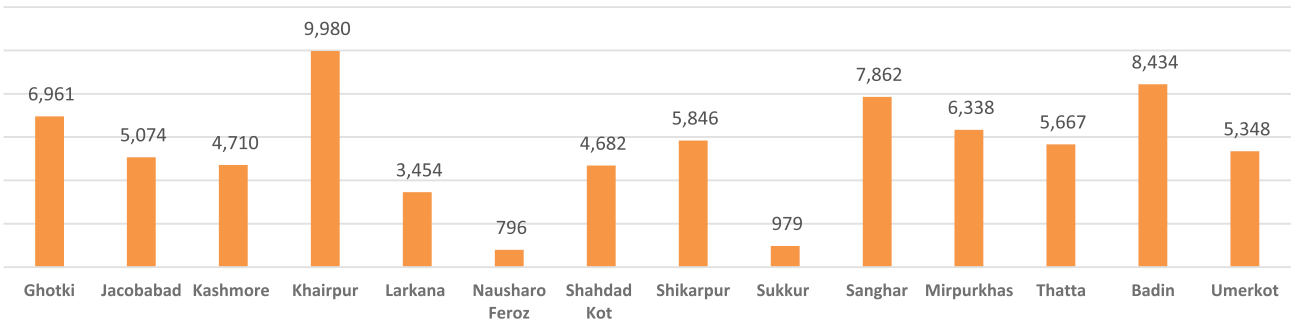
### DISTRICT WISE VILLAGE COVERAGE AS OF SEPTEMBER 2021



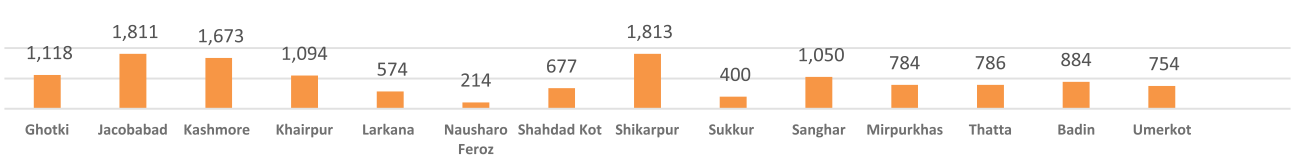
### DISTRICT WISE HOUSEHOLDE COVERAGE AS OF SEPTEMBER 2021



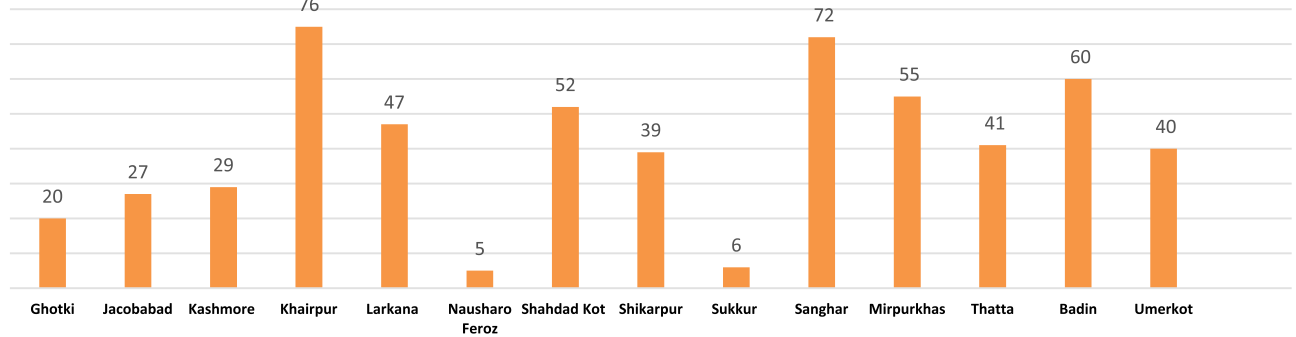
### DISTRICT WISE BREAKUP OF COMMUNITY ORGANIZATION (COs) AS OF SEPTEMBER 2021



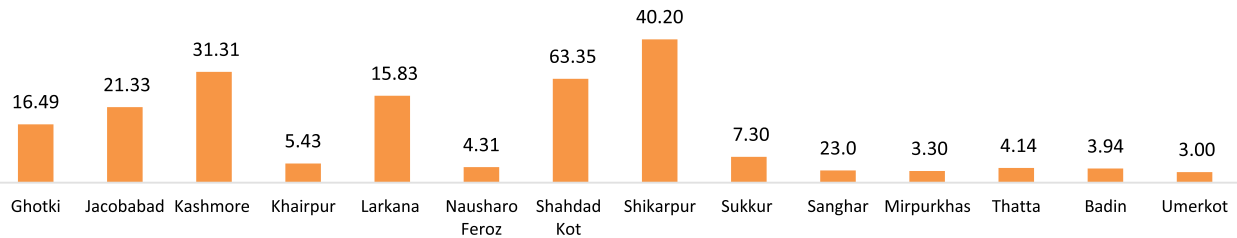
### DISTRICT WISE BREAKUP OF VILLAGE ORGANIZATION (VOs) FORMATION AS OF SEPTEMBER 2021



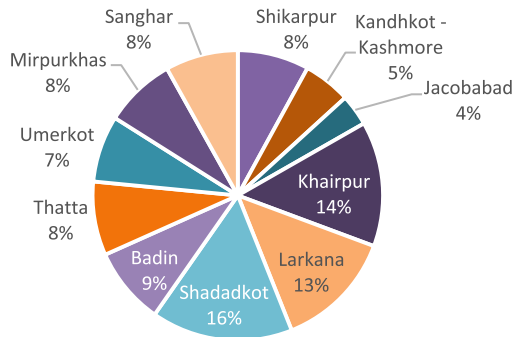
### DISTRICT WISE BREAKUP OF (LSOs) AS OF SEPTEMBER 2021



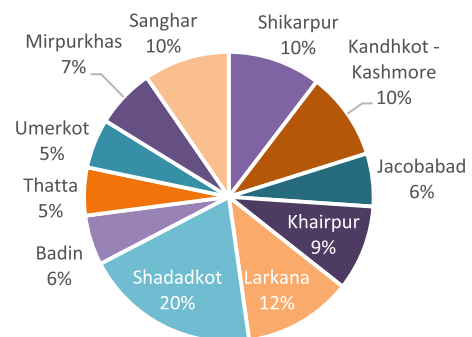
### DISTRICT WISE BREAKUP OF COMMUNITY SAVING AS OF SEPTEMBER 2021 (IN MILLION)



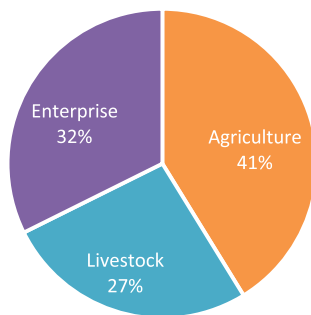
### DISTRICT WISE BREAK UP OF INCOME GENERATION GRANTS (IGG) AS OF SEPTEMBER 2021



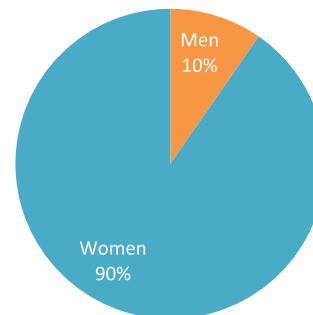
### DISTRICT WISE BREAK UP OF COMMUNITY INVESTMENT FUND (CIF) AS OF SEPTEMBER 2021



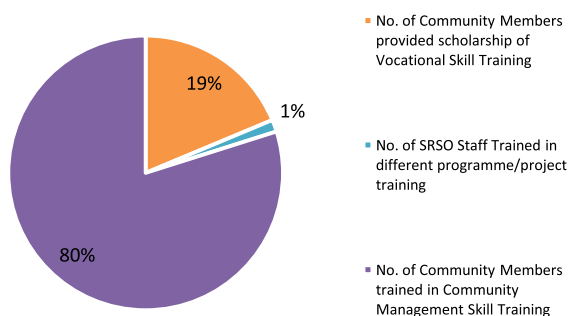
### SECTOR WISE MICROCREDIT DISBURSMENT AS OF SEPTEMBER 2021



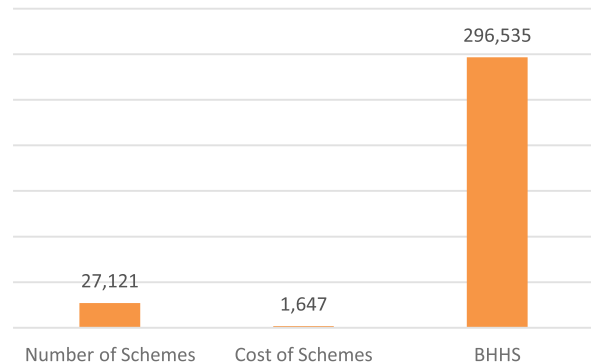
### GENDER WISE MICROCREDIT DISBURSMENT AS OF SEPTEMBER 2021



### SUMMARY OF STAFF & COMMUNITY MEMBERS TRAINED AS OF SEPTEMBER 2021



### SUMMARY OF CPI AS OF SEPTEMBER 2021





| S. No.             | Districts               |                      | Geographical Coverage             |   |  |                        |   |
|--------------------|-------------------------|----------------------|-----------------------------------|---|--|------------------------|---|
|                    |                         |                      | Total No. of area in the District | # of SRSO intervened area as of June 2021 | # of SRSO intervened area as of Sept: 2021 | % increase during Qtr: | % of total area coverage as of Sept: 2021 |
| 1                  | Ghotki                  | Union Council        | 66                                | 37  | 37   | -                      | 56%                                       |
|                    |                         | Village              | 2,464                             | 2,080                                     | 2,080                                      | -                      | 84%                                       |
|                    |                         | Household            | 223,706                           | 120,767                                   | 120,767                                    | -                      | 54%                                       |
| 2                  | Jacobabad               | Union Council        | 40                                | 29  | 29   | -                      | 73%                                       |
|                    |                         | Village              | 3,110                             | 1,811                                     | 1,811                                      | -                      | 58%                                       |
|                    |                         | Household            | 125,341                           | 84,893                                    | 84,893                                     | -                      | 68%                                       |
| 3                  | Kashmore -<br>Kandhkot  | Union Council        | 37                                | 37  | 37   | -                      | 100%                                      |
|                    |                         | Village              | 1,786                             | 1,673                                     | 1,673                                      | -                      | 94%                                       |
|                    |                         | Household            | 140,872                           | 80,345                                    | 80,345                                     | -                      | 57%                                       |
| 4                  | Khairpur                | Union Council        | 88                                | 88  | 88   | -                      | 100%                                      |
|                    |                         | Village              | 1,327                             | 1,044                                     | 1,094                                      | 5%                     | 82%                                       |
|                    |                         | Household            | 186,893                           | 174,599                                   | 182,461                                    | 2%                     | 98%                                       |
| 5                  | Larkana                 | Union Council        | 47                                | 47  | 47   | -                      | 100%                                      |
|                    |                         | Village              | 567                               | 574                                       | 574  | -                      | 100%                                      |
|                    |                         | Household            | 88,997                            | 74,135                                    | 74,135                                     | -                      | 83%                                       |
| 6                  | Naushahro Feroz         | Union Council        | 51                                | 43  | 43   | -                      | 84%                                       |
|                    |                         | Village              | 2,192                             | 1,028                                     | 1,028                                      | -                      | 47%                                       |
|                    |                         | Household            | 212,073                           | 14,325                                    | 14,325                                     | -                      | 7%  |
| 7                  | Qamber -<br>Shahdadkot  | Union Council        | 52                                | 52  | 52   | -                      | 100%                                      |
|                    |                         | Village              | 688                               | 678                                       | 678  | -                      | 99%                                       |
|                    |                         | Household            | 110,103                           | 101,747                                   | 101,747                                    | -                      | 92%                                       |
| 8                  | Shikarpur               | Union Council        | 50                                | 50  | 50   | -                      | 100%                                      |
|                    |                         | Village              | 2,414                             | 1,848                                     | 1,848                                      | -                      | 77%                                       |
|                    |                         | Household            | 155,902                           | 102,306                                   | 102,306                                    | -                      | 66%                                       |
| 9                  | Sukkur                  | Union Council        | 37                                | 26  | 26   | -                      | 70%                                       |
|                    |                         | Village              | 1,664                             | 881                                       | 881  | -                      | 53%                                       |
|                    |                         | Household            | 135,906                           | 14,429                                    | 14,429                                     | -                      | 11%                                       |
| 10                 | Shaheed Benazir<br>Abad | Union Council        | 51                                | 36  | 36   | -                      | 71%                                       |
|                    |                         | Village              | 4,104                             | 362                                       | 362  | -                      | 9%  |
|                    |                         | Household            | 210,984                           | -   | -  | -                      | -   |
| 11                 | Sanghar                 | Union Council        | 73                                | 73  | 73   | -                      | 100%                                      |
|                    |                         | Village              | 1,022                             | 1,049                                     | 1,050                                      | -                      | 100%                                      |
|                    |                         | Household            | 144,766                           | 144,940                                   | 145,386                                    | 0.3%                   | 100%                                      |
| 12                 | Mirpurkhas              | Union Council        | 55                                | 55  | 55   | -                      | 100%                                      |
|                    |                         | Village              | 783                               | 784                                       | 784  | -                      | 100%                                      |
|                    |                         | Household            | 108,625                           | 105,632                                   | 108,676                                    | 3%                     | 100%                                      |
| 13                 | Thatta                  | Union Council        | 41                                | 41  | 41   | -                      | 100%                                      |
|                    |                         | Village              | 675                               | 731                                       | 786  | 8%                     | 100%                                      |
|                    |                         | Household            | 93,533                            | 84,811                                    | 93,268                                     | 10%                    | 99.7%                                     |
| 14                 | Badin                   | Union Council        | 68                                | 68  | 68   | -                      | 100%                                      |
|                    |                         | Village              | 1073                              | 847                                       | 884  | 4%                     | 82%                                       |
|                    |                         | Household            | 148,784                           | 132,761                                   | 144,760                                    | 9%                     | 97%                                       |
| 15                 | Umerkot                 | Union Council        | 40                                | 40  | 40   | -                      | 100%                                      |
|                    |                         | Village              | 690                               | 751                                       | 754  | -                      | 100%                                      |
|                    |                         | Household            | 89,606                            | 83,304                                    | 90,609                                     | 9%                     | 100%                                      |
| <b>GRAND TOTAL</b> |                         | <b>Union Council</b> | <b>796</b>                        | <b>722</b>                                | <b>722</b>                                 | <b>-</b>               | <b>91%</b>                                |
|                    |                         | <b>Village</b>       | <b>24,559</b>                     | <b>16,141</b>                             | <b>16,287</b>                              | <b>1%</b>              | <b>66%</b>                                |
|                    |                         | <b>Household</b>     | <b>2,176,181</b>                  | <b>1,322,911</b>                          | <b>1,358,107</b>                           | <b>3%</b>              | <b>62%</b>                                |



| S. No              | District               | Institution Formation of Community<br>Community Organizations (COs)<br>Village Organization (VOs)<br>Local Support Organizations (LSOs) | Organized Coverage                          |  |                           |
|--------------------|------------------------|---|---|--|---------------------------|
|                    |                        |   | # of CO/VO/LSO<br>formed as of<br>June 2021 | # of CO/VO/LSO<br>formed as of<br>September 2021 | % increase during<br>Qtr: |
| 1                  | Ghotki                 | Community Organizations (COs)   | 6,961                                       | 6,961  | -                         |
|                    |                        | Village Organizations (VOs)   | 1,118                                       | 1,118  | -                         |
|                    |                        | Local Support Organizations (LSOs)  | 20  | 20   | -                         |
| 2                  | Jacobabad              | Community Organizations (COs)   | 5,074                                       | 5,074  | -                         |
|                    |                        | Village Organizations (VOs)   | 1,811                                       | 1,811  | -                         |
|                    |                        | Local Support Organizations (LSOs)  | 27  | 27   | -                         |
| 3                  | Kandhkot-<br>Kashmore  | Community Organizations (COs)   | 4,710                                       | 4,710  | -                         |
|                    |                        | Village Organizations (VOs)   | 1,673                                       | 1,673  | -                         |
|                    |                        | Local Support Organizations (LSOs)  | 29  | 29   | -                         |
| 4                  | Khairpur               | Community Organizations (COs)   | 9,890                                       | 9,970  | 1%                        |
|                    |                        | Village Organizations (VOs)   | 1,044                                       | 1,094  | 5%                        |
|                    |                        | Local Support Organizations (LSOs)  | 76  | 76   | -                         |
| 5                  | Larkana                | Community Organizations (COs)   | 3,454                                       | 3,454  | 1%                        |
|                    |                        | Village Organizations (VOs)   | 574   | 574  | -                         |
|                    |                        | Local Support Organizations (LSOs)  | 47  | 47   | -                         |
| 6                  | Naushahroferoz         | Community Organizations (COs)   | 796   | 796  | -                         |
|                    |                        | Village Organizations (VOs)   | 214   | 214  | -                         |
|                    |                        | Local Support Organizations (LSOs)  | 5   | 5  | -                         |
| 7                  | Qamber -<br>Shahdadkot | Community Organizations (COs)   | 4,682                                       | 4,682  | -                         |
|                    |                        | Village Organizations (VOs)   | 677   | 677  | -                         |
|                    |                        | Local Support Organizations (LSOs)  | 52  | 52   | -                         |
| 8                  | Shikarpur              | Community Organizations (COs)   | 5,846                                       | 5,846  | -                         |
|                    |                        | Village Organizations (VOs)   | 1,813                                       | 1,813  | -                         |
|                    |                        | Local Support Organizations (LSOs)  | 39  | 39   | -                         |
| 9                  | Sukkur                 | Community Organizations (COs)   | 979   | 979  | -                         |
|                    |                        | Village Organizations (VOs)   | 400   | 400  | -                         |
|                    |                        | Local Support Organizations (LSOs)  | 6   | 6  | -                         |
| 10                 | Sanghar                | Community Organizations (COs)   | 7,854                                       | 7,861  | -                         |
|                    |                        | Village Organizations (VOs)   | 1,049                                       | 1,050  | -                         |
|                    |                        | Local Support Organizations (LSOs)  | 70  | 72   | 3%                        |
| 11                 | Mirpurkhas             | Community Organizations (COs)   | 6,273                                       | 6,333  | 1%                        |
|                    |                        | Village Organizations (VOs)   | 784   | 784  | -                         |
|                    |                        | Local Support Organizations (LSOs)  | 55  | 55   | -                         |
| 12                 | Thatta                 | Community Organizations (COs)   | 5,262                                       | 5,656  | 7%                        |
|                    |                        | Village Organizations (VOs)   | 731   | 786  | 8%                        |
|                    |                        | Local Support Organizations (LSOs)  | 36  | 41   | 14%                       |
| 13                 | Badin                  | Community Organizations (COs)   | 7,994                                       | 8,408  | 5%                        |
|                    |                        | Village Organizations (VOs)   | 847   | 884  | 4%                        |
|                    |                        | Local Support Organizations (LSOs)  | 56  | 60   | 7%                        |
| 14                 | Umerkot                | Community Organizations (COs)   | 5,124                                       | 5,338  | 4%                        |
|                    |                        | Village Organizations (VOs)   | 751   | 754  | -                         |
|                    |                        | Local Support Organizations (LSOs)  | 40  | 40   | 8%                        |
| <b>GRAND TOTAL</b> |                        | <b>Community Organizations (COs)</b>  | <b>74,312</b>                               | <b>76,068</b>                                    | <b>2%</b>                 |
|                    |                        | <b>Village Organizations (VOs)</b>  | <b>13,282</b>                               | <b>13,632</b>                                    | <b>1%</b>                 |
|                    |                        | <b>Local Support Organizations (LSOs)</b>   | <b>552</b>                                  | <b>569</b>                                       | <b>1%</b>                 |



### Community Saving

| S. No. | District            | Community Saving<br>June 2021<br>(In Millions) | as of | Community Saving<br>as of September 2021<br>(In Millions) | %<br>increase<br>during Qtr: |
|--------|---------------------|--|-------|---|------------------------------|
| 1      | Ghotki              | 16.49  |       | 16.49   | 0%                           |
| 2      | Jacobabad           | 21.33  |       | 21.33   | 0%                           |
| 3      | Kashmore - Kandhkot | 31.31  |       | 31.31   | 0%                           |
| 4      | Khairpur            | 5.43   |       | 5.43  | 0%                           |
| 5      | Larkana             | 15.83  |       | 15.83   | 0%                           |
| 6      | Naushahro Feroz     | 4.31   |       | 4.31  | 0%                           |
| 7      | Qamber - Shahdadkot | 63.35  |       | 63.35   | 0%                           |
| 8      | Shikarpur           | 40.20  |       | 40.20   | 0%                           |
| 9      | Sukkur              | 7.30   |       | 7.30  | 0%                           |
| 10     | Sanghar             | 23.0   |       | 23.0  | 0%                           |
| 11     | Mirpurkhas          | 3.30   |       | 3.30  | 0%                           |
| 12     | Thatta              | 4.14   |       | 4.14  | 0%                           |
| 13     | Badin               | 3.94   |       | 3.94  | 0%                           |
| 14     | Umerkot             | 3.00   |       | 3.00  | 0%                           |
|        | <b>TOTAL</b>        | <b>242.94</b>                                  |       | <b>242.94</b>   | <b>-</b>                     |

### Income Generating Grants (IGG) (Women Beneficiaries 100%)

| S. No. | Districts                  | # of Benef:   | as of June 2021                   |                                   | # of Benef:   | as of September 2021 |           | % increase<br>during Qtr |
|--------|----------------------------|---------------|-----------------------------------|-----------------------------------|---------------|----------------------|-----------|--------------------------|
|        |                            |               | Amount disbursed<br>(In Millions) | Amount disbursed<br>(In Millions) |               |                      |           |                          |
| 1      | Shikarpur                  | 3,717         | 39.50                             | 39.50                             | 3,717         | 39.50                | -         |                          |
| 2      | Kashmore - Kandhkot        | 2,543         | 26.13                             | 26.13                             | 2,543         | 26.13                | -         |                          |
| 3      | Jacobabad                  | 1,348         | 17.31                             | 17.31                             | 1,348         | 17.31                | -         |                          |
| 4      | Khairpur                   | 4,767         | 68.9                              | 68.9                              | 4,771         | 69.0                 | 0.1%      |                          |
| 5      | Larkana                    | 5,920         | 60.0                              | 60.0                              | 5,920         | 65.8                 | 10%       |                          |
| 6      | Qamber Shahdadkot          | 5,402         | 72.2                              | 72.2                              | 5,402         | 78.0                 | 8%        |                          |
| 7      | Badin                      | 3,062         | 42.7                              | 42.7                              | 3,062         | 42.7                 | -         |                          |
| 8      | Thatta                     | 2,719         | 40.7                              | 40.7                              | 2,719         | 40.7                 | -         |                          |
| 9      | Umerkot                    | 2,504         | 36.6                              | 36.6                              | 2,514         | 36.7                 | 0.3%      |                          |
| 10     | Mirpurkhas                 | 2,721         | 39.2                              | 39.2                              | 2,721         | 39.2                 | -         |                          |
| 11     | Sanghar                    | 3,095         | 40.02                             | 40.02                             | 3,095         | 40.02                | -         |                          |
|        | <b>Total IGG Disbursed</b> | <b>37,798</b> | <b>483.28</b>                     | <b>483.28</b>                     | <b>38,227</b> | <b>495.20</b>        | <b>2%</b> |                          |

### Community Investment Fund (CIF)

| Districts           | As of June 2021  |              |               |            | As of September 2021   |              |               |              |
|---------------------|--|--------------|---------------|------------|--|--------------|---------------|--------------|
|                     | Beneficiaries  | Seed Money   | Beneficiaries | Revolved   | Beneficiaries  | Seed Money   | Beneficiaries | Revolved     |
| Shikarpur           | 40,239   | 396.51       | -             | -          | 40,239   | 396.51       | -             | -            |
| Kandhkot - Kashmore | 35,863   | 374.07       | -             | -          | 35,863   | 374.07       | -             | -            |
| Jacobabad           | 18,371   | 226.43       | -             | -          | 18,371   | 226.43       | -             | -            |
| Khairpur            | 17,506   | 245.01       | 7,016         | 102.04     | 17,590   | 246.27       | 8,225         | 103.94       |
| Sukkur              | 513  | 7.05         | -             | -          | 513  | 7.05         | -             | -            |
| Noshero Feroze      | 370  | 1.85         | -             | -          | 370  | 1.85         | -             | -            |
| Larkana             | 15,182   | 241.59       | 10,648        | 183.18     | 15,216   | 243.71       | 12,553        | 219.89       |
| Shadadkot           | 24,286   | 377.41       | 16,606        | 283.43     | 24,916   | 389.65       | 20,446        | 359.84       |
| Badin               | 12,232   | 157.55       | 3,206         | 42.66      | 12,232   | 157.55       | 4,188         | 56.26        |
| Thatta              | 8,151  | 121.27       | 4,870         | 78.01      | 8,230  | 122.69       | 5,134         | 82.21        |
| Umerkot             | 10,365   | 142.12       | 4,346         | 56.09      | 10,365   | 142.12       | 5,082         | 68.73        |
| Mirpurkhas          | 11,729   | 168.26       | 4,741         | 64.96      | 11,729   | 168.26       | 6,095         | 84.91        |
| Sanghar             | 15,466   | 221.13       | 9,583         | 130.10     | 15,466   | 221.13       | 10,526        | 145.32       |
| <b>Grand Total</b>  | <b>210,273</b>   | <b>2,680</b> | <b>61,016</b> | <b>940</b> | <b>211,100</b>   | <b>2,697</b> | <b>72,249</b> | <b>1,121</b> |
|                     | <b>Total Beneficiaries (271,289) Total Amount in Million (3,621)</b> |              |               |            | <b>Total Beneficiaries (283,349) Total Amount in Million (3,818)</b> |              |               |              |

### Micro Finance (MF)

| S. No. | Amount disbursed as of September 2021                          |
|--------|--|
| 1      | <b>Total Amount of Micro Credit Disbursement (in (Milion))</b> |
|        | Men  |
|        | Women  |
| 2      | No. of Loans   |
|        | Male   |
|        | Female   |
| 3      | <b>Sectoral Disbursement</b>                                   |
|        | Agriculture  |
|        | Livestock  |
|        | Enterprise   |





### Community Physical Infrastructure (CPIs)

| S. No. | Types of CPI Schemes                        | Achievement as of September 2021 |                                  |                |
|--------|---|----------------------------------|----------------------------------|----------------|
|        |   | No. of Schemes                   | Cost of Schemes<br>(In Millions) | BHHs           |
|        | <b>Total of CPI Schemes</b>                 | <b>27,121</b>                    | <b>1,647</b>                     | <b>296,535</b> |
| 1      | Sanitation                                  | 15,958                           | 199.89                           | 87,738         |
| 2      | Street Pavement & Sanitation                | 74                               | 220.41                           | 13,443         |
| 3      | Drinking Water Supply Schemes (DWSS)        | 9,541                            | 351.35                           | 52,641         |
| 4      | Low Cost Village Improvement Schemes (LCVI) | 72                               | 127.09                           | 7,248          |
| 5      | Communication                               | 915                              | 434.37                           | 87,101         |
| 6      | Irrigation                                  | 473                              | 195.78                           | 14,234         |
| 7      | IAUP  | 1                                | 2.09                             | 75             |
| 8      | Water Filter Plants by GoS                  | 40                               | 23.58                            | 28,570         |
| 9      | Street Lighting on solar system             | 16                               | 11.54                            | 939            |
| 10     | Schools Renovation/Construction             | 31                               | 80.93                            | 4,546          |

### Low Cost Housing (LCH)

| S. No. | Housing Schemes                     | No of Houses  | Cost of Houses<br>(In Millions) | BHHs          |
|--------|-------------------------------------|---------------|---------------------------------|---------------|
|        | <b>Total of Housing Schemes</b>     | <b>24,185</b> | <b>16,579</b>                   | <b>24,185</b> |
| 11     | Low Cost Housing Scheme (2007-2021) | 23,695        | 16,465                          | 23,695        |
| 12     | Benazir Housing Cell                | 490           | 113.63                          | 490           |

### Human Resource Development (HRD)

| S. No. | Key Performance Indicator   | Achievement as of<br>June 2021 | Achievement as of<br>September 2021 | % increase<br>during Qtr: |
|--------|---|--------------------------------|-------------------------------------|---------------------------|
| 1      | No. of Community Members provided scholarship for Vocational Skill Training | 87,006                         | 88,631                              | 2                         |
| 2      | No. of Community Members trained in Community Management Skill Training     | 371,804                        | 376,428                             | 1%                        |
| 3      | No. of SRSO Staff Trained in different programme/project training           | 6,594                          | 6,594                               | -                         |

### Micro Health Insurance (MHI)

| S. No. | Key Performance Indicator                                      | Achievement as of<br>June 2021 | Achievement as<br>of Sept: 2021 | % increase<br>during Qtr: |
|--------|--|--------------------------------|---------------------------------|---------------------------|
| 1      | No. of Community Members provided Micro Health Insurance Cover | 898,080                        | 949,586                         | 6                         |
| 2      | No. of Community Members Treated through MHI                   | 23,809                         | 23,943                          | 1                         |
|        | Men  | 4,381                          | 4,395                           | 0.3                       |
|        | Women  | 19,428                         | 19,548                          | 1                         |
| 3      | Amount of claims availed by Community (In Million)             | 226.82                         | 230.44                          | 2                         |



### Peoples Poverty Reduction Programme (PPRP)

District Khairpur, Sanghar, Mirpurkhas, Umerkot, Badin &Thatta

(April 2017-June 2023)

| Project Activities   | Unit      | Programme Targets | Cumulative Achievement as of Sept: 2021 | %    |
|--|-----------|-------------------|---|------|
| Poverty Scorecard Census                                       | UC        | 365               | 365                                     | 100% |
| Households Census  | Household | 1,176,633         | 1,103,772                               | 94%  |
| Population Census  | Person    | 5,279,012         | 5,279,012                               | 100% |
| Number of HHs organized  | Household | 772,297           | 765,160                                 | 99%  |
| Formation of Community Organizations (CO)                      | CO        | 44,560            | 43,566                                  | 98%  |
| Formation of Village Organization (VO)                         | VO        | 5,570             | 5,352                                   | 96%  |
| Formation of Local Support Organizations (LSO)                 | LSO       | 365               | 343                                     | 94%  |
| Capacity Building of CO bearers                                | Person    | 89,120            | 79,341                                  | 89%  |
| Capacity Building of VO bearers                                | Person    | 33,420            | 26,750                                  | 80%  |
| Capacity Building of LSO bearers                               | Person    | 2,196             | 1,739                                   | 79%  |
| No of Beneficiaries trained in Vocational and Technical Skills | Person    | 36,092            | 28,870                                  | 80%  |
| No of Households given CIF                                     | Household | 137,492           | 75,759                                  | 55%  |
| No of Households given IGG                                     | Household | 34,372            | 18,836                                  | 55%  |
| Formation of Business Development Groups (BDGs)                | No        | 500               | 187                                     | 37%  |
| No of Low Cost Housing Scheme                                  | Number    | 9,623             | 8,258                                   | 86%  |



### Sindh Union Council and Community Economic Strengthening Support (SUCCESS)

District Larkana & Kambar-Shahdadkot

(February 2016- June 2022)

| Project Activities  | Unit      | Programme Targets | Cumulative Achievement as of Sept: 2021 | %    |
|---|-----------|-------------------|---|------|
| Poverty Scorecard Census  | UC        | 99                | 99                                      | 100% |
| Households Census   | Household | 267,823           | 267,823                                 | 100% |
| Population Census   | Person    | 1,939,008         | 1,939,008                               | 100% |
| Number of HHs organized   | Household | 187,476           | 175,883                                 | 94%  |
| Formation of Community Organizations (CO)                       | CO        | 8,375             | 8,136                                   | 97%  |
| Formation of Village Organization (VO)                          | VO        | 1,280             | 1,251                                   | 98%  |
| Formation of Local Support Organizations (LSO)                  | LSO       | 99                | 99                                      | 100% |
| CMST of COs office bearers                                      | Person    | 18,385            | 16,262                                  | 89%  |
| LMST of VOs office bearers                                      | Person    | 2,816             | 2,849                                   | 100% |
| LMST of LSOs office bearers                                     | Person    | 891               | 544                                     | 61%  |
| Activists workshops for office bearers of LSO / VO / CO         | Event     | 252               | 125                                     | 50%  |
| CRP Training on CIF and CAT (VO based CRPs)                     | Person    | 990               | 891                                     | 71%  |
| Training of Bookkeeper/Accountant                               | Person    | 764               | 636                                     | 51%  |
| No of Beneficiaries Trained in Vocational and Technical Skills  | Person    | 14,600            | 7,413                                   | 51%  |
| No. of Households Given IGG                                     | Household | 18,994            | 11,156                                  | 59%  |
| No. of Households Given CIF                                     | Household | 41,785            | 40,132                                  | 96%  |
| No of beneficiaries insured in Micro Health Insurance Programme | Person    | 47,894            | 46,836                                  | 98%  |
| No of CPI Schemes Initiated                                     | Number    | 949               | 746                                     | 79%  |
| No CPI Schemes Completed  | Number    | 949               | 569                                     | 76%  |





## Launching ceremony of Expanded Peoples' Poverty Reduction Program Chairman Pakistan Peoples' Party Mr. Bilawal Bhutto Zardari and Syed Murad Ali Shah Chief Minister Sindh were the chief guests

Ghotki/September 01, 2021

In continuation of serving the poorest to the poor rural community, the grand launching ceremony of the community development program of poverty reduction model at Union council based with the financial assistance of Government of Sindh has been successfully launched at Sports Complex Ghotki. Chairman Pakistan Peoples' Party Mr. Bilawal Bhutto Zardari and Syed Murad Ali Shah Chief Minister Sindh were the chief guests of the ceremony.

Mr. Nisar Ahmed Khurro President PPP-Sindh, National Assembly Members; Mr. Muhammad Bux Khan Mahar, Mr. Khalid Ahmed Khan Lund, Provincial Ministers; Syed Nasir Hussain Shah, Mr. Abdul Bari Pitafi, Mr. Jam Khan Shoro, Mr. Mukesh Chawala, Senator Jam Mahtab Khan Dahar, MPA Sardar Shahyar Khan Shar, Secretary Planning, (P&DD) and Program Coordinator, PPRP-P&DD - GoS, and other senior officials and media persons have also participated in the ceremony. Above 4,000 organized rural women attended the ceremony, where they expressed the journey of life hardships' and how this program's interventions in other districts have changed the lives of rural women in terms of Income Generating Activities.

The program was formally started with a welcome note by PPP-MNA Mr. Muhammad Bux Khan Mahar, he said, "We warmly welcome the Chairman Bilawal Bhutto Zardari, Chief Minister, other guests, and women for participation in the program. He also paid thanks to SRSO and Sindh Government to initiate this program in Ghotki. He extended his full support and best wishes from their side to SRSO in the implementation."

Later on, Mr. Muhammad Dittal Kalhoro CEO-SRSO briefed about the SRSO, its outreach in Sindh, and key features of the PPRP. He said, "SRSO is implementing successfully this program

since 2017 in 6 districts and now it has been expanded to both districts Ghotki and Sukkur. He further added, "SRSO thankful of Sindh Government for generous and continuous support for empowering rural women and reducing the poverty in rural areas."

Later the event proceeded with the speeches of CM-Sindh Mr. Murad Ali Shah, Mr. Nisar Ahmed Khurro (President PPP-Sindh), and Mr. Nasir Hussain Shah (Provincial Minister-GoS) and PPP senior leaders. While speaking at the occasion, Chairman PPP said "Sindh Government believes in serving people and he wanted to facilitate them without any discrimination. Headed that "This is one of my most favorite Programmes of Sindh Government because that Peoples' Poverty Reduction Programme would also empower the women economically..". He further added that the Sindh government has launched this program with Rs.6 billion funding to improve the quality and livelihood of the poorest to the poor households of Sindh, especially of Ghotki and Sukkur districts.

Syed Murad Ali Shah Chief Minister Sindh along with Chairman Pakistan People's Party Mr. Bilawal Bhutto Zardari also visited artisan women's stall and distributed checks for providing interest-free loans to women for starting a business and building a house during the launching Ceremony.

On this occasion, 18 Women leaders of the Community Institutions (CO/VO/LSO) and program beneficiaries from 13 districts of Sindh briefed about their CIs and shared successful stories, best experiences, learning, and views regarding women empowerment, community development, and poverty reduction.

HIGHLIGHTS





## Business Development Groups (BDGs) signed an agreement with UN-ITC-GRASP for matching grants

Karachi/September 10, 2021

SRSO successful entrepreneur women Business Development Groups have been awarded GRASP-ITC Matching Grant for Strengthening their ongoing Small-Scale Agribusinesses. In pursuance of this, an agreement ceremony was held by ITC, where CEO SRSO, BDGs leaders, SRSO staff, and ITC-GRASP team members attended the ceremony.

The five Business Development Groups (BDGs) of Khairpur and two BDGs of Thatta districts have awarded the matching grant under Growth for Rural Advancement and Sustainable Progress (GRASP). Indeed, the grants will serve the purposes of sustainability and value addition in their existing businesses by using market information and technology with 100% rural women participation. These BDGs have already successfully run their businesses under the Govt. of Sindh-funded Peoples' Poverty Reduction Program (PPRP).

According to this agreement, these BDGs will expand their established enterprises i.e. vegetable farming, calf/goat fattening, and calf farming, and achieve the goals of New jobs and increased income for women and men farmers, Measurable improvement in the business environment, Improved



productivity, sustainable production by using technology with higher quality market information and agricultural services by higher value-added to expand their products in significant improvement in women's economic empowerment.

## Technical Vocational and Skill Training (TVST) component of the EU-funded SUCCESS Programme organized Help Desk with SMEDA-GOP for BDGs Leaders

Larkana/September 23, 2021

The Technical Vocational and Skill Training (TVST) component of the EU-funded SUCCESS Programme organized an event as Help Desk at District Office Larkana. The objective was to open a trade channel with SUCCESS formed Business Development Groups (BDGs) leaders, and entrepreneurs about Small and Medium Enterprises Development Authority - SMEDA, Premier institution of the Government of Pakistan under Ministry of Industries & Production. Regional Business Coordinator SMEDA, Mr. Ahsan Ali Abro gave his valuable participation. He briefed the BDG members about the possible alternatives for business growth even after the SUCCESS programme they can continue to grow their enterprise independently with the SMEDA's guidelines. He enlightens the BDG leaders, entrepreneurs regarding different programmes of SMEDA. Currently, three main Programmes are organized in SMEDA i.e., SMEDA 1 window, industrial stitching unit, and Kamyab Jawan with entrepreneurs of different villages.

The BDG members of Larkana district actively participated in

the workshop. The SUCCESS programme has given BDG's sufficient market exposure that now they can decide best outreach for their business. The Business Coordinator SMEDA was delighted to experience the passion of BDG's. He selected and registered 26 potential BDG's for business and vocational trades future deals.



## Ex-Chief Economist of the Pakistan Dr. Parvez Tahir visited the SRSO interventions under EU funded SUCCESS Programme

Kamber-Shahdadt/ August 26, 2021

Member of Board of Directors-Rural Support Programmes Network (RSPN), & Ex-Chief Economist Dr. Parvez Tahir visited community institutions (CIs) of district Kamber-Shahdadt. He gave his valuable contribution in the meeting of Village Organization (VO) Sojhra in Union Council Gathar. He was briefed about the development programs in UC and self-initiative taken by Community members. The VO representatives shared their previous conditions, which include their hardships and deprived state and how they have improved with the EU-funded SUCCESS programme. Dr. Parvez heard their miseries with keen interest and recognized their untiring efforts. After that, he inaugurated the Brick Pavement scheme

constructed under the EU Funded SUCCESS Programme and VO Leaders shared the implementation process of the scheme. He also planted a tree with his own hands.

Moreover, He visited ongoing training of LSO - Community Bookkeepers (CBK) arranged at the District Office of Kamber-Shahdadt. He interacted with the participants, appreciated their interest and confidence and asked about their way forward. He was cherished with the females were confidently sharing their stories with him. then He applauded the efforts, active participation, and spirit of the Community Institutions (CIs) for bringing unending cycle of positive change in their lives and society.



## CEO-SRSO along with Dr. Pervez Tahir (Member-BoD-RSPN) conducted a dialogue with NPGP-GoP beneficiaries

Kashmore-Kandhkot - August 24,2021

Mr. Muhammad Dittal Kalhoro (CEO-SRSO) along with Dr. Pervez Tahir (Member Board of Directors - Rural Support Programmes Network) visited village Murk Bhaiyo, UC Aakhero, Taluka Kandhkot, District Kashmore @Kandhkot. They conducted an in-depth dialogue with Leaders of Community Institutions and beneficiaries of the NPGP/Ehsas Program. LSO representatives and Women beneficiaries of NPGP shared different phases of their life. From being poor to being able afford all the necessities of life. They shared the stories of their lives and their development of business/livelihood.

Dr. Parvez appreciated the efforts of women Leaders and SRSO

with PPAF and GOP under NPGP. He added, "I am in the development sector for the last 40 years and supported Mr. Shoaib Sultan's vision for empowering rural communities and his vision became true by the formation and strengthening of Community Institutions through Social Mobilization." With delighted expression, the esteemed guest also visited the distribution point and witnessed the distribution of productive assets under the Govt. of Pakistan-supported National Poverty Graduation Program, where assets were handed over to selected ultra-poor households. He was happy to witness the needy household benefiting from the financial support.





## Community Institutions celebrated Pakistan Independence Day

Kamber-Shahdaskot - August 14, 2021

Sindh Rural Support Organization (SRSO) and Community Institutions celebrate Pakistan Independence Day, 14 August each year with high national spirit and zeal in order to tribute founders of Pakistan and their sacrifices.

Local Support Organization LSO, Maqsd Khushali organized an Activist Workshop at Village Shahpur Sikandarabad, UC Tharo Wadho, Taluka Mirokhan to celebrate Independence Day with their fellow women.

Ms. Shama Perveen (Director Women Development Department-GoS), Mr. Tahir Korejo (Forest Officer), Mr. Ayaz Ali (Media Representative) and SRSO team and more than 70 members of community institutions participated. The activities of the celebration included experience sharing, where rural females presented their life story to the valuable guests. After that, cake-cutting ceremony was held where our guests actively participated. At the end plants

were distributed among the participants to support and dedicate clean green Pakistan. The ceremony was ended with the slogan of PAKISTAN ZINDABAD.



## Inauguration of Low-Cost Houses constructed under the GoS funded People's Poverty Reduction Program

Umerkot/July 24 & September 09, 2021

Managerial Activist Conference (MAC) was organized under the Government of Sindh funded Peoples' Poverty Reduction Program at Village Nawab Muhammad Yousuf Talpur in Taluka Kunri district Umerkot. Nawab Muhammad Taimur Talpur (Provincial Minister for Information Science and Technology department, Sindh) was the chief guest. Dr. Ghulam Rasool Samejo (RGM-SRSO) Mr. Ghulam Mustafa Kachelo (DSP Kunri), Women activists and leaders of VOs and COs participated in the

event. Nawab Taimur Talpur inaugurated and visited the newly constructed Low-Cost Houses (LCHs) at VO Nawab Yousuf Talpur, these low cost houses were constructed with the support of the Govt. of Sindh.

2nd an inauguration event of low cost houses by carrying out a Conference (Managerial Activist Conference) at Village Rana Jagir UC Haj Mian Shah, Taluka & District Umerkot. Rana Hamir Singh Sodho (MPA Sindh) and Mr. Mohammad Dittal Kalhoro (CEO SRSO) were the chief guests of the event. Dr. Ghulam Rasool Samejo (RGM-SRSO), Mr. Ghulam Mustafa Khoso (ED Sami Foundation), Mr. Mir Hassan Arisar (DM CSSP Umerkot), Mr. Kanaya Lal (Chairman STLF), and above 150 women of different community institutions participated in the event.

Rana Hamir Singh Sodho along with CEO-SRSO inaugurated the constructed Low-Cost House (LCH) at Village Rana Jagir where 18 LCH have been constructed by SRSO under the Govt. of Sindh funded program and distributed 45, Community Investment Fund (CIF) cheques among the organized women. Later on, different women leaders and activists of different community institutions shared their success stories have brought through PPRP.



Mr. Mohammad Dittal Kalhoro (CEO SRSO) shared the SRSO and PPRP philosophy and work with the support of the Government of Sindh. He appreciated the efforts of organized women, which are playing a vital role in community development and poverty reduction in rural areas. Rana Hamir Singh Sodho (MPA Sindh) appreciated the work of SRSO and the Government of Sindh. He added that” women can

bring the positive changes when we economically empower them. SRSO with the support of the Government of Sindh is implementing a good program while he also said that, he would request CM Sindh for increasing the number of Low-Cost Houses for District Umerkot.” During the MAC total of 18 Low-Cost Houses Cheques (Total amount 180000).



## Interest-Free Loans and Grant Cheques Distribution Ceremony under the Peoples' Poverty Reduction Program-Govt. of Sindh at Sukkur

Sukkur/September 24, 2021

Sindh Rural Support Organization (SRSO) district Sukkur organized Managerial Activist Conference (MAC) under the Peoples' Poverty Reduction Program funded by the Government of Sindh at Tamachani Taluka New Sukkur. Ex-Member of Provincial Assembly-Sindh Haji Anwar Ali Khan Mahar and Mr. Muhammad Dittal Kalhoro (CEO SRSO) were the chief guests of the events. Meanwhile, other key persons Mr. Ameer Ahmed Mahar District President PPP, Mr. Asif Ali (CFO-SRSO), Dr. Ghulam Rasool Samejo (RGM-SRSO), and more than

130 organized women of different villages and Community Institutions participated in the program. District Manager SRSO welcomed the guests and participants, and Dr. Ghulam Rasool briefed them about the PPRP program and its key interventions. On this occasion, representatives of formed Community Institutions shared the activities and presentation. Community investment Fund (CIF-Interest Free Loans) Cheques were distributed among the selected beneficiaries.





## Deputy Commissioner Thatta Participated in Disaster Risk Reduction Capacity Building Training

Thatta/September 20, 21 & 22, 2021

SRSO under a Project “Building resilient communities by connecting disaster and emergency responses to sustainable development”, funded by the Swedish international development cooperation agency (SIDA) with Partnership with ACF organized the Community Capacity Building training for strengthening resilience at the community level. The purposes of the training was capacity building and strengthening resilience against natural calamities 30 Community Resource Persons & Local Support Organization members. from the

targeted disaster-prone Union Councils of the districts participated in the training.

On last day, Mr. Ghazanfar Ali Qadri (Deputy Commissioner), Mr. Khuda Bux Behrani (Deputy Directory-Social Welfare Department) district Thatta and Mr. Sijad Kandhar (Sr. Project Manager-ACF) Deputy Commissioner appreciated the efforts of the SRSO for addressing DRR issues and challenges with communities



## Sensitization meetings on Senior Citizen Welfare Act 2014 with Members of Provincial Assembly-Sindh under the Promoting Rights of Older People Project

Karachi/August 9, 2021

SRSO has initiated sensitization meetings with MPAs of Sindh on Senior Citizen Welfare Act 2014 in order to sensitize them about act and get support in its effective implementation under the HelpAge International supported Promoting Rights of Older People Project. Provincial Assembly members Ms. Heer Sohu, Ms. Farhat Seemi, Ms. Nida Khuhro, Mr. Munnawar Wassan, and

Ms. Kulsoom Chandio from PPPP, and Mr. Kanwar Naveed Jamil MPA-MQM Pakistan participated in the meeting. They briefed about Sindh Senior Citizens Welfare Act 2014 and implementation status of the act. All members ensured that they will raise this issue in sessions of assembly regarding the Act.





## Deputy Country Director-Action Against Hunger ACF visited Sindh Rural Support Organization

Mirpurkhas/September 29, 2021

Mr. Zulifqar Mithani Deputy Country Director Action Against Hunger (ACF) along with Mr. Sajad Kandhar (Sr. Project Manager-ACF) visited ongoing activities of SIDA-funded Building Resilient Communities by Connecting Disaster and Emergency Responses to Sustainable Development Project in district Mirpur Khas. He visited village Piyaro Laghari UC Mir Khuda Bux-II Taluka Jhudho Community members shared the corrective measures they taken during the recent rainfall. In last, he extended his full support and appreciated the SRSO team for

implementation of Project in well defined manner.

After the visit, he participated in 3-Days Training on Community Based Disaster Risk Management (CBDRM) for the members of Local Support Organization and Community Resource Person at Diigri. He distributed the certificates and interacted with participants and got their feedback about the training. He said, "Definitely your learning will support in combating disasters in an effective manner."



## Chief Operating Officer (COO) RSPN Mr. Khaleel Tetlay visits SUCCESS Programme and PPRP-GoS

Kamber-Shahdadkot & Khairpur/ August 11 & 12, 2021

Mr. Khaleel Tetlay (COO RSPN) visited EU-funded SUCCESS and PINS Programmes supported interventions at district Kamber-Shahdadkot and GoS funded PPRP programme at district Khairpur where he conducted a meeting with beneficiaries. In Shahdadkot he visited the Community Fishpond of LSO Suhni Warah where LSO Executive Body presented the progress and shared the detail of community Fishpond.

Second day, he participated in different activities at Khairpur. He visited small scale businesses, met with entrepreneur women and members of women-led community institutions.

During his interaction with organized women, he said that, "in a short period, rural women have gained access to and control over economic resources that is now contributing to their empowerment in terms of financial, social and economical capital. They are actively linking up with local public service departments, district administration, and running and managing a whole array of micro-enterprises. One community leader said: "We were invisible, we were in the dark. With the support of the Government of Sindh & European Union we have seen the light."





## Deputy Commissioner Shikarpur-Dr. Kashif Khuhro led joint delegation visits PINS-ER-II and III interventions and meets CIs and Programme beneficiaries

Shikarpur/July13, 2021

Deputy Commissioner of Shikarpur Dr. Kashif Khuhro along with AC Lakhi Mr. Asif Raza Chandio Dr. Aashiq Shaikh (DHO-Shikarpur) and Action Against Hunger (ACF) Team visited various outreach activities in Shikarpur district and OTP site of the BHU Jamhra in Taluka Lakhi under European Union funded Programme for Improved Nutrition in Sindh. PPHI team was also part of the joint delegation.

District Manager-Shikarpur Mr. Zaheer Ahmed facilitated and briefed the delegation about the SRSO and PINS interventions and LSO "Awaz" and LSO network "Khushal" tolled about their

work. Dr. Kashif witnessed PINS-II and PINS-III interventions and have detail discussions with community leaders. DC appreciated the efforts of SRSO to address the malnutrition challenges in the district. SRSO is implementing European Union funded Programme for Improved Nutrition in Sindh's nutrition-specific component PINS II & PINS III Project with the coloration of RSPN in Larkana, Kamber-Shahdadkot, and Shikarpur districts. Its aim is to improve nutrition of children under five and of pregnant and lactating women.



## BBC Covers a Success Story of SRSO trained Artisan

Larkana/July 27, 2021

Samreen Solangi lives in Haji Lal Bakhsh Sheikh Village near Mohan Jo Daro Larkana. The slippery clay jewelry and coins make items in the style of sculptures and stamps. The centuries-old culture of Mohan, which replicates the materials obtained from the scrap, is the source of income for some families. There is a girl in the same family who is bringing this clay skill into

innovation and turning it into gold. SRSO has provided her skill training under the ongoing EU-funded SUCCESS Programme and as well as promoting her business through providing different opportunities. This story was developed by Riaz Sohail and Muhammad Nabil, published, and telecast by BBC Urdu on July 27, 2021



## PICTORIAL HIGHLIGHTS



Stall Visit during Launching Ceremony of Expanded Peoples' Poverty Reduction Program-Govt. of Sindh



Community Leaders addressing during Launching Ceremony of Expanded Peoples' Poverty Reduction Program-Govt. of Sindh



Cheque Distribution during Launching Ceremony of Expanded Peoples' Poverty Reduction Program-Govt. of Sindh



Distinguished Guests addressing during Launching Ceremony of Expanded Peoples' Poverty Reduction Program-Govt. of Sindh



On September 13 & 14, 2021 at Badin, two days advocacy, and networking training workshop was organized for LSOs and CRPs under ACF-SIDA funded Project. Total 29 participants (9 women and 20 men) attended the training workshop from the targeted disaster-prone 10 Union Councils of the district. Mr. Agha Shah Nawaz Khan Deputy Commissioner Badin and Mr. Sijad Kandhar Sr. Project Manager-ACF also visited the training and distributed the certificates among the participants. Senior development professional Mr. Ghulam Mustafa Baloch was the facilitator of the training.



05 day-long training event of Master Trainers on Adult Literacy was organized on August 24, 2021 at Larkana under the Adult Literacy and Numeracy Skills component of the SUCCESS Programme funded by the European Union, with the Collaboration of JICA AQAL & Directorate of Literacy and Non-Formal Education, School & Literacy Department Government of Sindh. 15 Master Trainers, who will further rollout training of teachers in district Larkana and Kamber-Shahdadkot, attended the event.



Government of Sindh, Planning and Development Department, Monitoring and Evaluation Cell Team visits Peoples' Poverty Reduction Program interventions in Khairpur, Ghotki & Sanghar districts on August 23 and 26, 2021. They visited targeted UCs, monitored interventions, met formed Community Institutions and SRSO team members.

SRSO Education sector has initiated Intra-departmental Capacity Building Workshop Series for teachers and School Management staff of SAS-SRSO Managed Schools. One-day capacity building workshop on lesson planning has been conducted by SRSO Head Office Education Team at district Kandhkot - Kashmore and Shikarpur on Sep 8th, 2021 and Sep 11th, 2021 respectively. A total of 28 participants (13 from district Kandhkot - Kashmore and 15 from district Shikarpur) including District project officers of both districts, Education Promoters, Head teachers and School coordinators of community cluster schools have attended the workshops.



SRSO in collaboration with Directorate General Health Services, Vector-Borne Diseases (VED) Sindh has successfully conducted the 3-days training on "Uncomplicated Malaria Case Management, Rapid Diagnostic Test, and Information System for Private Clinic's Doctors and Dispensers under the GFATM

A sensitization meeting was held with Mr. Muhamad Ismail Rahoo Provincial Minister-Agriculture Govt. of Sindh on Sindh Senior Citizens Welfare Act 2014 under HelpAge supported the Promoting Rights of Older People Project on July 29, 2021 at Karachi.



Funded Malaria Project on July 27, 28 and 29, 2021 @ Larkana. Dr. Saleem Akhtar Shaikh (Deputy District Health Officer-DHIS/MIS) facilitated the Doctors and Mr. Ali Asghar Shaikh (Malaria Superintendent (VBD's) District Health Office Larkana) facilitated the Dispensers.

